



**PUBLIC WORKS DEPARTMENT**  
Timm Borden, Director

CITY HALL  
10300 TORRE AVENUE ~ CUPERTINO, CA 95014-3266  
(408) 777-3354 ~ FAX (408) 777-3333

# CIP FY 2018

---

## Capital Improvement Program

Adopted FY 2018

Planned FY 2019-2022



Adopted Fiscal Year 2017/18 CIP – June 20, 2017

(this page intentionally left blank)



## Introduction

June 6, 2017

Honorable Mayor and members of the City Council:

Subject: Fiscal Year 2016/17 CIP Status Report and Amended Proposed Fiscal Year 2017/18 CIP

I am pleased to provide you the following comprehensive document that includes descriptions and the status of currently budgeted projects as well as proposed projects in the categories described later in this letter. This document guides the City in the funding and scheduling of infrastructure improvement projects over the next five years. The CIP does not include routine infrastructure maintenance efforts such as for our Pavement Management Program or our annual concrete projects for repairs of curbs, gutters, and sidewalks, which you will find located in the proposed Operating Budget.

### CIP as Tool to Fund and Schedule Completed Plans

Community-Driven Master Plans and Asset Management Plans will guide how we build our City. While all of the projects in the proposed CIP budget conform to the goals and policies of the City's General Plan, over the past several years, master planning work has been completed in several subject areas. Many of our current and proposed projects are generated as priorities in these adopted master plans. A good example of this is the emphasis that this proposed CIP budget places on implementing the recently approved 2016 Bicycle Transportation Plan. Other adopted plans that guide the current CIP are the Storm Drain Master Plan, the Pedestrian Master Plan, the ADA Transition Plan, the Santa Clara County Expressway Plan, the Stevens Creek Corridor Park Master Plan and Restoration Plan, and the McClellan Ranch Preserve Master Plan. As the Citywide Parks and Recreation Master Plan and the Stevens Creek Corridor Park Chain Master Plan – McClellan to Stevens Creek Blvd are completed in the coming years, we anticipate that those guidance documents will cast a new focused emphasis throughout the CIP.

### Mobility and Transportation Mode Shift

As stated above, the 2016 Bicycle Transportation Plan is relied upon to drive several large projects in this CIP. This progressive planning document and the City Council's support of implementation funding is quickly moving Cupertino into a leadership position within the region. Projects proposed to be implemented with this CIP include providing the first phase of separated bike lanes on McClellan Road, as well as designs for the remainder of the separated bike lane, including the reconfiguration of the intersection of McClellan Road/Pacific Drive and De Anza Boulevard. The budget funds feasibility studies that have just begun for the UPRR Trail and the I-280 Channel Trail, as well as for the Regnart Creek Trail that will connect the McClellan Road Bike Corridor to Creekside Park and Cupertino High School. Improvements to

provide a network of “bike boulevards” throughout the city is proposed for funding, as is a wayfinding and signage program.

The categories in this document have been changed in this amended version in order to provide the City Council a better structure and perspective on areas of the proposed CIP where they have the most discretion. The CIP Funding Summary table on page 1, immediately following the Table of Contents, provides information on which fund would be used for the project, what master plans are the source for the project, and the priority level for the project. Also included in this amended format is a more detailed description of the proposed funding source of each project, as well as simpler priority system, as described later in this letter. Newly proposed projects are listed below.

## Fund Types for CIP

### Tax Supported Funds

---

#### *Capital Improvement Fund (General Fund)*

The General Fund is the primary operating fund for governmental services. Within the General Fund, the Capital Improvement Fund is utilized for the acquisition or construction of major capital facilities. A copy of the Capital Improvement Policy is attached at the end of this letter.

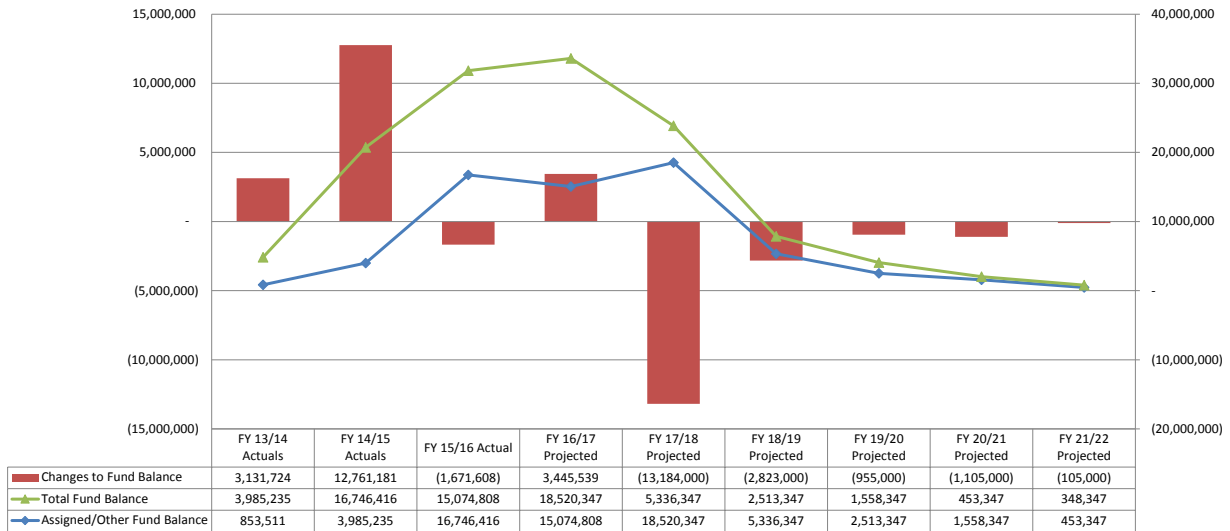
#### *Capital Reserve (General Fund)*

The City’s Capital Reserve is intended to be used for capital improvement projects in the City. Funding for this reserve is governed by the City’s Assigned and Unassigned Fund Balance and Use of One Time Funds Policy that can be found in the Financial Policies and Schedules section of the City’s proposed and final budget documents. Per that policy any unassigned fund balance in the General Fund at year end over \$500,000 will be transferred to the Capital Reserve.

The Capital Reserve is projected to end fiscal year 2016-17 with \$18.5 million in fund balance due primarily to a large transfer in from the General Fund of excess unassigned fund balance as part of the FY16/17 Mid-Year Financial Report. At the end of the five year forecast it is projected that the capital reserve will end FY21/22 with \$348,347 in fund balance.

Changes to fund balance are derived by taking any projected transfer in from the General Fund (assumes at \$0 for the forecast period) and then subtracting total funded project costs for that fiscal year. Based on the FY17/18 Proposed Five Year Capital Improvement Program and the General Fund Five Year Forecast the following chart shows historical actuals and projected estimates for the next five years for the Capital Reserve.

**Capital Reserve Historical and Projected Fund Balance**



*Stevens Creek Corridor Park Capital Projects*

This fund pays for the design and construction of the Stevens Creek Corridor Park projects.

Special Revenue Funds

*Storm Drain Improvement Fund*

This fund pays for the construction and maintenance of storm drain facilities, including drainage and sanitary sewer facilities.

*Park Dedication Fund*

This fund pays for the activity granted by the business and professions code of the State of California in accordance with the open space and conservation element of the City’s General Plan.

*Transportation Fund*

This fund pays for expenditures related to the maintenance and construction of City streets.

*Housing & Community Development*

This fund pays for the Federal Housing and Community Development Grant Program activities administered by the City. This fund also pays for activities related to the Below Market Rate Housing Program.

Enterprise Funds

*Blackberry Farm Golf Course Fund*

This fund pays for operating costs related to the Blackberry Farm Golf Course.

*Sports Center Fund*

This fund pays for operating costs related to the Sports Center.

### *Recreation Programs Fund*

This fund pays for operating costs related to the City's community centers and park facilities

## Priorities

As a tool to help make decisions about funding and the scheduling of resources, each project has been prioritized using the following *amended* two category criteria:

- a. Priority One –
  - i. Identified as priority in adopted master plan
  - ii. Exigent Project (Emergency Repair, Grant Opportunity, Limited Outside funding availability)
  - iii. Routine Repair/Maintenance/Improvement (includes small projects aggregated into a single project)
  - iv. Ongoing project with prior year funding
- b. Priority Two –
  - i. Project identified as lower priority project in an adopted master plan.
  - ii. Project with incomplete/Inadequate funding sources or delayed funding.

## Project Categories

### New Projects – Current Year

These are newly proposed projects to be implemented in FY 2017-18:

- Capital Project Support
- CIP Preliminary Planning & Design
- Inclusive Play Area - Planning
- International Cricket Ground - Feasibility Study
- McClellan Rd. Sidewalk Installation - Rose Blossom Dr. to Hwy 85 Overcrossing
- Outfall Repair & Slope Stabilization - Regnart Rd.
- Senior Center Repairs
- Senior Center Walkway Replacement
- Stevens Creek Bank Repair - South of SCB - Conceptual Design
- Storm Drain Improvements - Byrne Ave. & Stevens Creek Blvd.
- Street Light Installation - Annual Infill
- Street Light Installation - Randy Ln. & Larry Wy.
- Traffic Signal: Foothill/I-280 SB Off-ramp

### New Projects – Future Year

These are newly proposed projects to be implemented in FY 2018-2022:

- Jollyman Park Pathway Installation
- Linda Vista Park - Renovation Master Plan
- Memorial Park Phase 1 - Construction
- Memorial Park Phase 1 - Design
- Monta Vista Park - Renovation Master Plan

- Portal Park - Renovation Master Plan
- Storm Drain Improvements – Homestead Road
- Wilson Park - Renovation Master Plan

New Projects – Unfunded

Although these projects are not proposed for funding at this time, through a community, City Council, or staff proposal, they are tracked in this budget document.

- Service Center – Replacement Administration Building with EOC

Existing Projects – Multi-Year Funding

These projects have been funded in current or previous budget documents, and continued or additional funding is required to continue implementation.

Existing Projects – Completely Funded (To be carried over)

These projects have been funded in the current year budget but are not complete, so existing funding will be carried over without augmentation.

Existing Projects – Unfunded

Although these projects are not proposed for funding at this time, through a community, City Council, or staff proposal, they are tracked in this budget document.

Development In Lieu Projects – Not fully funded

The Development In-Lieu Contributions section creates a vehicle for the Council and the public to track these contributions received from development. The contributions are typically “fair-share” contributions towards a larger project. The projects are therefore on-hold until the funding gap is closed by other contributing developments or by augmentations with City funds.

**Project Cost Estimates**

Following are the project description and budget sheets for the five-year CIP budget plan. The estimated project costs shown are inclusive of all anticipated direct and indirect costs, including for administration and management of the project, design, community outreach, permits, construction management and inspections, internal cost allocation, and the construction contract. The costs are escalated to the budget year shown. Since last year, construction costs have stayed consistent with the prior year projections. Escalation, as suggested by our professional estimation consultant, has been included as follows:

	Per		Per
	Annum		Annum
<u>Year</u>	<u>Rate</u>	<u>Year</u>	<u>Rate</u>
2017	4.5%	2020	3.5%
2018	4.5%	2021	3.0%
2019	3.5%	2022	3.0%

## FY 2017 CIP Accomplishments

Notable accomplishments in FY2016-17 include the following:

Completion of the following projects:

- Blacksmith Shop Forge Restoration
- City Hall Turf Reduction
- DeAnza Blvd. Monument Sign
- Pasadena Avenue Public Improvements (between Granada and Olive)
- Pedestrian Master Plan
- Quinlan Community Center Fire Alarm Control Panel Replacement
- Service Center New Administration Building Feasibility Study
- Sidewalk Renovation on Stevens Creek Blvd. (from Stelling to De Anza)
- Sport Center Tennis Court Resurfacing (18 Courts)
- Monument Gateway Signs (De Anza at Bollinger, Development In Lieu Contribution)

Projects that have met significant progress milestones include:

- Fiber Network Extension to the Service Center: complete through Construction Documents phase;
- McClellan Ranch West Parking Lot Improvement: complete through Design Development phase;
- McClellan Rd. Sidewalk Improvement – Phase 2: design completed and resident/owner outreach in progress;
- Recreation Facilities Monument Signs – Construction Documents phase started
- Retaining Wall Repair-Cordova Rd. and Retaining Wall Replacement-Regnart Rd.: complete through Construction Documents phase;
- Service Center Shed No. 3 Improvement: complete through Construction Documents phase;
- Storm Drain Improvements – Foothill Blvd. & Cupertino Rd.: Construction started;

Two projects that were included in FY 2017 CIP are recommended for defunding and to be moved to the Unfunded list, as they are subject to the outcome of the Stevens Creek Corridor Park Chain Master Plan:

- Blackberry Golf Course Renovations - \$1,043,000
- Blackberry Farm – Splash Pad - \$70,000

Respectfully submitted,



Timm Borden  
Director of Public Works



# FISCAL POLCIES – Capital Improvement Policy

---

## PURPOSE

To establish a Capital Improvement Policy to assist in future planning.

## SCOPE

All anticipated Capital Improvement Projects for the current fiscal year plus four additional fiscal years.

## POLICY

The City will prepare and update a five year Capital Improvement Plan (CIP) encompassing all City facilities

Projects included in the CIP will have complete information on the need for the project (project justification), description and scope of work, total cost estimates, future cost estimates, future operating and maintenance costs and how the project will be funded.

An objective process for evaluating CIP projects with respect to the overall needs of the City will be established through a priority ranking of CIP projects. The ranking of projects will be used to allocate resources to ensure priority projects are completed effectively and efficiently.

Changes to the CIP such as addition of new projects, changes in scope and costs of a project or reprioritization of projects will require City Manager and City Council approval.

The City will maintain its physical assets at a level adequate to protect the City's capital investment and to minimize future operating maintenance and replacement costs. The City recognizes that deferred maintenance increases future capital costs, thus placing a burden on future residents. Therefore, the budget will provide for adequate maintenance and the orderly replacement of capital plant and equipment from current revenues when possible.

The City will determine the least costly funding method for its capital projects and will obtain grants, contributions and low cost state or federal loans whenever possible.

The City will utilize "pay-as-you-go" funding for capital improvement expenditures considered recurring, operating or maintenance in nature. The City may also utilize "pay-as-you-go" funding for capital improvements when current revenues and adequate fund balances are available or when issuing debt would adversely affect the City's credit rating.

The City will consider the use of debt financing for capital projects under the following circumstances:

- When the project's useful life will exceed the terms of the financing
- When resources are deemed sufficient and reliable to service the long-term debt
- When market conditions present favorable interest rates for City financing
- When the issuance of debt will not adversely affect the City's credit rating and debt coverage ratios.

# Table of Contents

- CAPITAL IMPROVEMENT PROGRAM FUNDING SUMMARY ..... 1**
- CATEGORY 1: NEW PROJECTS – CURRENT YEAR..... 3**
  - Capital Project Support ..... 4
  - CIP Preliminary Planning & Design..... 6
  - Inclusive Play Area - Planning..... 8
  - International Cricket Ground - Feasibility Study ..... 10
  - McClellan Rd. Sidewalk Installation – Rose Blossom Dr. to Hwy 85 Overcrossing ..... 12
  - Outfall Repair & Slope Stabilization - Regnart Rd. .... 14
  - Senior Center Repairs ..... 16
  - Senior Center Walkway Replacement..... 18
  - Stevens Creek Bank Repair – South of SCB – Conceptual Design ..... 20
  - Storm Drain Improvements - Byrne Ave. & Stevens Creek Blvd. .... 22
  - Street Light Installation – Annual Infill ..... 24
  - Street Light Installation – Randy Ln. & Larry Wy..... 26
  - Traffic Signal: Foothill/I-280 SB Off-ramp ..... 28
- CATEGORY 2: NEW PROJECTS – FUTURE YEAR..... 30**
  - Jollyman Park Pathway Installation..... 32
  - Linda Vista Park - Renovation Master Plan ..... 34
  - Memorial Park Phase 1 - Construction ..... 36
  - Memorial Park Phase 1 – Design ..... 38
  - Monta Vista Park - Renovation Master Plan..... 40
  - Portal Park – Renovation Master Plan ..... 42
  - Storm Drain Improvements - Homestead Road ..... 44
  - Wilson Park - Renovation Master Plan ..... 46
- CATEGORY 3: NEW PROJECTS – UNFUNDED ..... 48**
  - Service Center - Replacement Administration Building with EOC..... 50

<b>CATEGORY 4: EXISTING PROJECTS – MULTI-YEAR FUNDING.....</b>	<b>52</b>
2016 Bike Plan Implementation.....	54
ADA Improvements .....	56
McClellan Ranch – Community Garden Improvements – Conceptual Planning & Design .	58
McClellan Ranch West Parking Lot Improvement .....	60
Service Center Shed No. 3 Improvements.....	62
Sidewalk Improvements – Orange & Byrne.....	64
Street Median Irrigation & Plant Replacement.....	66
Tennis Court Resurfacing – Various Parks.....	68
<b>CATEGORY 5: EXISTING PROJECTS – COMPLETELY FUNDED (TO BE CARRIED OVER) .....</b>	<b>70</b>
City Bridge Maintenance Repairs .....	72
Citywide Parks and Recreation Master Plan.....	74
Fiber Network Expansion to Service Center .....	76
Lawrence-Mitty Park.....	78
McClellan Ranch – Construct Trash Enclosure.....	80
McClellan Road Sidewalk Improvements – Phase 2.....	82
Memorial Park Master Plan & Parking Study.....	84
Recreation Facilities Monument Signs .....	86
Retaining Wall Repair – Cordova Road.....	88
Retaining Wall Replacement – Regnart Road .....	90
Sports Center – Upgrades .....	92
Stevens Creek Corridor Park Chain Master Plan – McClellan to Stevens Creek Blvd. ....	94
Stocklmeir House – New Sewer Lateral .....	96
Storm Drain Improvements – Foothill Blvd./Cupertino Rd. ....	98
Storm Drain Master Plan Update .....	100
<b>CATEGORY 6: EXISTING PROJECTS – UNFUNDED.....</b>	<b>102</b>
Blackberry Farm - Golf Course Renovation .....	104
Blackberry Farm – Play Area Improvements.....	105
Blackberry Farm – Splash Pad.....	106

Civic Center – Library Story Room Expansion (Perched Option) .....	107
Civic Center – New City Hall and Below Grade Parking .....	108
Implement Storm Drain Master Plan Priorities .....	109
Jollyman Park Irrigation Upgrade .....	110
McClellan Ranch – Barn Renovation.....	111
McClellan Ranch – Community Garden Improvements Construction.....	112
McClellan Ranch Preserve Stevens Creek Access .....	113
Memorial Park – Tennis Court Restroom Replacement .....	114
Monta Vista Park –Play Areas.....	115
Portal Park Phase 1 – Design & Construction.....	116
Stevens Creek Trail Bridge over UPRR.....	117
Stocklmeir Legacy Farm – Phase 1 Improvement .....	118
Wilson Park Phase 1 – Design & Construction .....	119
<b>CATEGORY 7: DEVELOPMENT IN LIEU PROJECTS – NOT FULLY FUNDED.....</b>	<b>120</b>
De Anza Blvd./McClellan/Pacifica Signal Modification.....	122
Monument Gate Way Signs (4) .....	124
North Stelling Rd./ I-280 Bridge Pedestrian Lighting & Upgrades .....	126
Stevens Creek Blvd. and Bandley Signal and Median Improvements.....	128

(this page intentionally left blank)

# CAPITAL IMPROVEMENT PROGRAM FUNDING SUMMARY

**Adopted Five-Year Capital Improvement Program  
Fiscal Years 2018-2022 ~ Program Funding Summary**

**Funding Types**

BBF - Blackberry Farm Enterprise Fund (560) (restricted use category)  
 DIL - Developer In Lieu Fee (restricted use category)  
 GF - General Fund (420/429) (unrestricted)  
 PD - Park Dedication Fund (280) (restricted use category)  
 RP - Recreation Program Enterprise Fund (580) (restricted use category)  
 SC - Sports Center Enterprise Fund (570) (restricted use category)  
 SD - Storm Drain Improvement Fund (210) (restricted use category)  
 TF - Transportation Fund (270) (restricted use category)

**Priority Type**

**Priority 1**

- i. Identified as priority in adopted master plan
- ii. Exigent Project (emergency repair, grant opportunity, safety priority, etc.)
- iii. Routine Repair/maint. - includes small projects aggregated into single project
- iv. Ongoing Project with prior year funding

**Priority 2**

- i. Identified as lower priority in adopted infrastructure plan
- ii. Incomplete/Inadequate funding or delayed funding
- iii. Awaiting outcome of higher level master plan, i.e. City-wide Parks Master Plan

**Approved Plan(s)**

ADA - ADA Transition Plan  
 BTP - Bicycle Transportation Plan (2016)  
 EP - Santa Clara County Expressway Plan  
 GP - General Plan  
 MPP - McClellan Ranch Preserve Master Plan  
 PMP - Pedestrian Master Plan  
 SCC - Stevens Creek Corridor Park Master Plan and Restoration Plan (2006)  
 SDMP - Storm Drain Master Plan

Description	Funding Type	Approved Plan	Priority	Total Budget	Prior Years	FY 2018	FY 2019	FY 2020	FY 2021	FY 2022
<b>CATEGORY 1 - NEW PROJECTS - CURRENT YEAR</b>										
Capital Project Support	GF	GP	1	50,000		50,000				
CIP Preliminary Planning & Design	GF	GP	1	125,000		125,000				
Inclusive Play Area - Planning	GF	GP	1	30,000		30,000				
International Cricket Ground - Feasibility Study	GF	GP	1	20,000		20,000				
McClellan Rd. Sidewalk Installation - Rose Blossom Dr. to Hwy 85 Overcrossing	GF	GP/PMP	1	430,000		430,000				
Outfall Repair & Slope Stabilization - Regnart Rd.	GF	GP	1	400,000		400,000				
Senior Center Repairs	GF	GP	1	200,000		200,000				
Senior Center Walkway Replacement	GF	GP	1	64,000		64,000				
Stevens Creek Bank Repair - South of SCB - Conceptual Design	GF	GP/SCC	1	100,000		100,000				
Storm Drain Improvements - Byrne Ave. & Stevens Creek Blvd.	SD	GP/SDMP	1	1,500,000		1,500,000				
Street Light Installation - Annual Infill	GF	GP	1	150,000		30,000	30,000	30,000	30,000	30,000
Street Light Installation - Randy Ln. & Larry Wy.	GF	GP	1	367,000		367,000				
Traffic Signal: Foothill/I-280 SB Off-ramp	GF	GP/EP	1	100,000		100,000				
<b>Totals</b>				<b>3,536,000</b>	<b>0</b>	<b>3,416,000</b>	<b>30,000</b>	<b>30,000</b>	<b>30,000</b>	<b>30,000</b>

<b>CATEGORY 2 - NEW PROJECTS - FUTURE YEAR</b>										
Jollyman Park Pathway Installation	GF	GP	2	700,000			200,000	500,000		
Linda Vista Park - Renovation Master Plan	GF	GP	2	70,000			70,000			
Memorial Park Phase 1 - Construction	GF	GP	2	1,000,000					1,000,000	
Memorial Park Phase 1 - Design	GF	GP	2	250,000				250,000		
Monta Vista Park - Renovation Master Plan	GF	GP	2	50,000				50,000		
Portal Park - Renovation Master Plan	GF	GP	2	50,000			50,000			
Wilson Park - Renovation Master Plan	RP	GP	2	50,000				50,000		
Storm Drain Improvements - Homestead Road	TF	GP/SDMP	2	2,398,000			2,398,000			
<b>Totals</b>				<b>4,568,000</b>	<b>0</b>	<b>0</b>	<b>2,718,000</b>	<b>850,000</b>	<b>1,000,000</b>	<b>0</b>



**Adopted Five-Year Capital Improvement Program  
Fiscal Years 2018-2022 ~ Program Funding Summary**

Description	Funding Type	Approved Plan	Priority	Total Budget	Prior Years	FY 2018	FY 2019	FY 2020	FY 2021	FY 2022
-------------	--------------	---------------	----------	--------------	-------------	---------	---------	---------	---------	---------

**CATEGORY 3 - NEW PROJECTS - UNFUNDED**

Service Center - Replacement Administration Building with EOC	GF	GP	2							
<b>Totals</b>				<b>0</b>	<b>0</b>	<b>0</b>	<b>0</b>	<b>0</b>	<b>0</b>	<b>0</b>

**CATEGORY 4 - EXISTING PROJECTS - MULTI-YEAR FUNDING**

2016 Bicycle Plan Implementation (FY 2017/18 budgets by sub-project)	GF	GP/BTP	1	7,266,000	3,266,000	4,000,000				
a. I-280 Channel Trail Feasibility Study (\$ 250,000)	GF	GP/BTP	1							
b. UPRR Trail Feasibility Study (\$ 250,000)	GF	GP/BTP	1							
c. Bicycle Wayfinding Program (\$ 60,000)	GF	GP/BTP	1							
d. McClellan Road Bike Corridor (\$ 4,643,000)	GF	GP/BTP	1							
e. Bicycle Boulevards Implementation (\$ 1,417,000)	GF	GP/BTP	1							
ADA Improvements	GF	GP/ADA	1	545,000	150,000	95,000	75,000	75,000	75,000	75,000
McClellan Ranch - Community Garden Improvements - Conceptual Planning & Design	GF	GP/MRP	1	100,000	30,000	70,000				
McClellan West Parking Lot Improvement	GF	GP	1	950,000	400,000	550,000				
Service Center-Shed No. 3 Improvement	GF	GP	1	500,000	100,000	400,000				
Sidewalk Improvements - Orange & Byrne	TF	GP/PMP	1	3,888,000	500,000	3,388,000				
Street Median Irrigation & Plant Replacement	GF	GP	1	1,410,000	660,000	750,000				
Tennis Court Resurfacing - Various Parks	GF	GP	1	1,103,000	588,000	515,000				
<b>Totals</b>				<b>15,762,000</b>	<b>5,694,000</b>	<b>9,768,000</b>	<b>75,000</b>	<b>75,000</b>	<b>75,000</b>	<b>75,000</b>

**CATEGORY 5 - EXISTING PROJECTS - COMPLETELY FUNDED (TO BE CARRIED OVER)**

City Bridge Maintenance Repairs	TF	GP	1	700,000	700,000					
Citywide Parks and Recreation Master Plan	GF	GP	1	500,000	500,000					
Fiber Network Extension to Service Center	GF	GP	1	350,000	350,000					
Lawrence-Mitty Park	PD	GP	1	8,270,994	8,270,994					
McClellan Ranch - Construct Trash Enclosure	GF	GP	1	154,000	154,000					
McClellan Rd. Sidewalk Improvements - Phase 2	TF	GP/PMP	1	2,035,000	2,035,000					
Memorial Park Master Plan & Parking Study	GF	GP	1	150,000	150,000					
Recreation Facilities Monument Signs	GF	GP	1	385,000	385,000					
Retaining Wall Repair - Cordova Rd.	GF	GP	1	350,000	350,000					
Retaining Wall Replacement - Regnart Rd.	GF	GP	1	450,000	450,000					
Sports Center - Upgrades	GF	GP	1	760,000	760,000					
Stevens Creek Corridor Park Chain Master Plan - McClellan to Stevens Creek Blvd	GF	GP	1	535,000	535,000					
Stockmeir House - New Sewer Lateral	GF	GP	1	50,000	50,000					
Storm Drain Improvements - Foothill Blvd. /Cupertino Rd.	SD	GP/SDMP	1	1,900,000	1,900,000					
Storm Drain Master Plan Update	SD	GP	1	380,000	380,000					
<b>Totals</b>				<b>16,969,994</b>	<b>16,969,994</b>	<b>0</b>	<b>0</b>	<b>0</b>	<b>0</b>	<b>0</b>

**Adopted Five-Year Capital Improvement Program  
Fiscal Years 2018-2022 ~ Program Funding Summary**

Description	Funding Type	Approved Plan	Priority	Total Budget	Prior Years	FY 2018	FY 2019	FY 2020	FY 2021	FY 2022
<b>CATEGORY 6 - EXISTING PROJECTS - UNFUNDED</b>										
Blackberry Farm - Golf Course Renovation		GP	2							
Blackberry Farm – Play Area Improvements		GP	2							
Blackberry Farm – Splash Pad		GP	2							
Civic Center - Library Story Room Expansion (Perched Option)	DIL	GP	2							
Civic Center - New City Hall and Below Grade Parking		GP	2							
Implement Storm Drain Master Plan Priorities		GP/SDMP	2							
Jollyman Park Irrigation Upgrade		GP	2							
McClellan Ranch – Barn Renovation		GP/MRP	2							
McClellan Ranch – Community Garden Improvements Construction		GP/MRP	2							
McClellan Ranch Preserve Stevens Creek Access		GP/MRP	2							
Memorial Park – Tennis Court Restroom Replacement		GP	2							
Monta Vista Park –Play Areas		GP	2							
Portal Park Phase 1 – Design & Construction		GP	2							
Stevens Creek Trail Bridge over UPRR		GP	2							
Stockmeir Legacy Farm-Phase 1 Improvement		GP	2							
Wilson Park Phase 1 – Design & Construction		GP	2							
<b>Totals</b>				<b>0</b>	<b>0</b>	<b>0</b>	<b>0</b>	<b>0</b>	<b>0</b>	<b>0</b>
<b>CATEGORY 7 - DEVELOPMENT IN LIEU PROJECTS - NOT FULLY FUNDED</b>										
De Anza Blvd./McClellan/Pacifica Signal Modification	DIL	GP	2							
Monument Gate Way Signs (4)	DIL	GP	2							
North Stelling Rd./I-280 Bridge Pedestrian Lighting & Upgrades	DIL	GP	2							
Stevens Creek Blvd. and Bandlely Signal and Median Improvements	DIL	GP	2							
<b>Totals</b>				<b>0</b>	<b>0</b>	<b>0</b>	<b>0</b>	<b>0</b>	<b>0</b>	<b>0</b>
<b>PROGRAM BUDGET TOTALS</b>										
Total Current Project Funding				22,663,994	22,663,994					
New Capital Improvement Program Totals						13,184,000	2,823,000	955,000	1,105,000	105,000
<b>Program Totals</b>				<b>40,835,994</b>	<b>22,663,994</b>	<b>13,184,000</b>	<b>2,823,000</b>	<b>955,000</b>	<b>1,105,000</b>	<b>105,000</b>

(this page intentionally left blank)

(this page intentionally left blank)

**CATEGORY 1:  
NEW PROJECTS – CURRENT YEAR**

# CAPITAL IMPROVEMENT PROGRAM

Fiscal Year 2017-2018



## Capital Project Support

Budget Unit 420-99-048



**Priority:** 1  
**CIP Category:** 1  
**Location:** Various  
**Estimated Project Costs:** \$50,000

### DESCRIPTION

Funding for exceptional or unusual services that may occasionally be required in support of capital projects, so that such expenses may be accounted for and assigned to the project requiring the specific services.

### PROJECT JUSTIFICATION

Budgeted capital projects that are in progress occasionally face unexpected management responses that require additional effort by staff or with contract resources. Examples of this are unusual legal or permit/regulatory issues. An annual appropriation will support timely responses to such needs and also allow the expenditures to be assigned to the specific projects.

### STATUS

Use on an as needed basis.

## FISCAL IMPACT

The following table outlines the project budget, prior year and projected costs and funding sources for the next five years including any anticipated impacts to the operating budget:

Project Expenditures	Project Budget	Prior Years	FY 2018	FY 2019	FY 2020	FY 2021	FY 2022
Pre-Construction	\$ 50,000		\$ 50,000		\$ -	\$ -	\$ -
Construction	\$ -	-	-	-	-	-	-
<b>Total Project Expenditures</b>	<b>\$ 50,000</b>	<b>\$ -</b>	<b>\$ 50,000</b>	<b>\$ -</b>	<b>\$ -</b>	<b>\$ -</b>	<b>\$ -</b>
<b>Funding Sources</b>							
City – General Fund	\$ 50,000		\$ 50,000		\$ -	\$ -	\$ -
Park Dedication Fees	\$ -	-	-	-	-	-	-
Storm Drain Fees	\$ -	-	-	-	-	-	-
Enterprise Funds	\$ -	-	-	-	-	-	-
Gas Tax	\$ -	-	-	-	-	-	-
Other – Grants	\$ -	-	-	-	-	-	-
<b>Total Project Funding</b>	<b>\$ 50,000</b>	<b>\$ -</b>	<b>\$ 50,000</b>	<b>\$ -</b>	<b>\$ -</b>	<b>\$ -</b>	<b>\$ -</b>
<b>Funding Not Yet Identified</b>	<b>\$ -</b>	<b>\$ -</b>	<b>\$ -</b>	<b>\$ -</b>	<b>\$ -</b>	<b>\$ -</b>	<b>\$ -</b>

New Operating Expenditures	Operating Budget	Prior Years	FY 2018	FY 2019	FY 2020	FY 2021	FY 2022
Maintenance	\$ -	\$ -	\$ -	\$ -	\$ -	\$ -	\$ -
Other Operating Costs	\$ -	-	-	-	-	-	-
<b>Total Operating Expenditures</b>	<b>\$ -</b>	<b>\$ -</b>	<b>\$ -</b>	<b>\$ -</b>	<b>\$ -</b>	<b>\$ -</b>	<b>\$ -</b>
<b>Funding Sources</b>							
City – General Fund	\$ -	\$ -	\$ -	\$ -	\$ -	\$ -	\$ -
Park Dedication Fees	\$ -	-	-	-	-	-	-
Storm Drain Fees	\$ -	-	-	-	-	-	-
Enterprise Funds	\$ -	-	-	-	-	-	-
Gas Tax	\$ -	-	-	-	-	-	-
Other – Grants	\$ -	-	-	-	-	-	-
<b>Total Project Funding</b>	<b>\$ -</b>	<b>\$ -</b>	<b>\$ -</b>	<b>\$ -</b>	<b>\$ -</b>	<b>\$ -</b>	<b>\$ -</b>

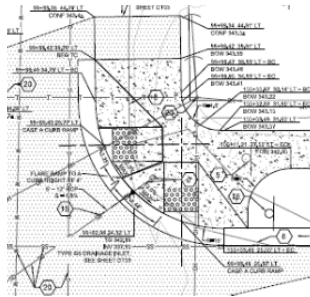
# CAPITAL IMPROVEMENT PROGRAM

Fiscal Year 2017-2018



## CIP Preliminary Planning & Design

Budget Unit 420-99-047



**Priority:** 1  
**CIP Category:** 1  
**Location:** Various  
**Estimated Project Costs:** \$125,000

### DESCRIPTION

Funding for preliminary planning, engineering and design services that are determined to be needed subsequent to the adoption of the CIP Budget. This action will provide the means for the acquisition of resources to respond to CIP initiatives in a timely way.

### PROJECT JUSTIFICATION

Funding within the CIP operating budget for General Contract Services has been the source of funding for mid-year additions to the CIP project work program for planning. Such project focused expenditures could not later be assigned to the specific capital project for tracking. Shifting funding from the operating budget to the CIP for preliminary planning and design will provide resources for mid-year CIP initiatives.

### STATUS

Used on an as needed basis.



## FISCAL IMPACT

The following table outlines the project budget, prior year and projected costs and funding sources for the next five years including any anticipated impacts to the operating budget:

Project Expenditures	Project Budget	Prior Years	FY 2018	FY 2019	FY 2020	FY 2021	FY 2022
Pre-Construction	\$ 125,000		\$ 125,000		\$ -	\$ -	\$ -
Construction	\$ -	-	-	-	-	-	-
<b>Total Project Expenditures</b>	<b>\$ 125,000</b>	<b>\$ -</b>	<b>\$ 125,000</b>	<b>\$ -</b>	<b>\$ -</b>	<b>\$ -</b>	<b>\$ -</b>
<b>Funding Sources</b>							
City – General Fund	\$ 125,000		\$ 125,000		\$ -	\$ -	\$ -
Park Dedication Fees	\$ -	-	-	-	-	-	-
Storm Drain Fees	\$ -	-	-	-	-	-	-
Enterprise Funds	\$ -	-	-	-	-	-	-
Gas Tax	\$ -	-	-	-	-	-	-
Other – Grants	\$ -	-	-	-	-	-	-
<b>Total Project Funding</b>	<b>\$ 125,000</b>	<b>\$ -</b>	<b>\$ 125,000</b>	<b>\$ -</b>	<b>\$ -</b>	<b>\$ -</b>	<b>\$ -</b>
<b>Funding Not Yet Identified</b>	<b>\$ -</b>	<b>\$ -</b>	<b>\$ -</b>	<b>\$ -</b>	<b>\$ -</b>	<b>\$ -</b>	<b>\$ -</b>

New Operating Expenditures	Operating Budget	Prior Years	FY 2018	FY 2019	FY 2020	FY 2021	FY 2022
Maintenance	\$ -	\$ -	\$ -	\$ -	\$ -	\$ -	\$ -
Other Operating Costs	\$ -	-	-	-	-	-	-
<b>Total Operating Expenditures</b>	<b>\$ -</b>	<b>\$ -</b>	<b>\$ -</b>	<b>\$ -</b>	<b>\$ -</b>	<b>\$ -</b>	<b>\$ -</b>
<b>Funding Sources</b>							
City – General Fund	\$ -	\$ -	\$ -	\$ -	\$ -	\$ -	\$ -
Park Dedication Fees	\$ -	-	-	-	-	-	-
Storm Drain Fees	\$ -	-	-	-	-	-	-
Enterprise Funds	\$ -	-	-	-	-	-	-
Gas Tax	\$ -	-	-	-	-	-	-
Other – Grants	\$ -	-	-	-	-	-	-
<b>Total Project Funding</b>	<b>\$ -</b>	<b>\$ -</b>	<b>\$ -</b>	<b>\$ -</b>	<b>\$ -</b>	<b>\$ -</b>	<b>\$ -</b>

# CAPITAL IMPROVEMENT PROGRAM

Fiscal Year 2017-2018



## Inclusive Play Area - Planning

Budget Unit 420-99-051



**Priority:** 1  
**CIP Category:** 1  
**Location:** TBD  
**Estimated Project Costs:** \$30,000

### DESCRIPTION

This funding will be used to explore key project components such as suitable partnerships, siting considerations, cost data, and grant opportunities. An Inclusive Play Area will be addressed included in Citywide Parks, Open Space & Recreation Master Plan.

### PROJECT JUSTIFICATION

Cupertino does not currently have an Inclusive Play area (the nearest ones are in Palo Alto and San Jose). Santa Clara County approved one-time matching funding of \$10M countywide for such facilities on Feb. 28, 2017. First round grant applications are anticipated this fall. This project will promote the city's eligibility for grant funding for such a facility.

### STATUS

Initiate project in the summer 2017.

## FISCAL IMPACT

The following table outlines the project budget, prior year and projected costs and funding sources for the next five years including any anticipated impacts to the operating budget:

Project Expenditures	Project Budget	Prior Years	FY 2018	FY 2019	FY 2020	FY 2021	FY 2022
Pre-Construction	\$ 30,000		\$ 30,000	\$ -	\$ -	\$ -	\$ -
Construction	\$ -	-			-	-	-
<b>Total Project Expenditures</b>	<b>\$ 30,000</b>	<b>\$ -</b>	<b>\$ 30,000</b>	<b>\$ -</b>	<b>\$ -</b>	<b>\$ -</b>	<b>\$ -</b>
<b>Funding Sources</b>							
City – General Fund	\$ 30,000	\$ -	\$ 30,000		\$ -	\$ -	\$ -
Park Dedication Fees	\$ -	-	-	-	-	-	-
Storm Drain Fees	\$ -	-	-	-	-	-	-
Enterprise Funds							
Gas Tax	\$ -	-	-	-	-	-	-
Other – Grants	\$ -	-	-	-	-	-	-
<b>Total Project Funding</b>	<b>\$ 30,000</b>	<b>\$ -</b>	<b>\$ 30,000</b>	<b>\$ -</b>	<b>\$ -</b>	<b>\$ -</b>	<b>\$ -</b>
<b>Funding Not Yet Identified</b>	<b>\$ -</b>	<b>\$ -</b>	<b>\$ -</b>	<b>\$ -</b>	<b>\$ -</b>	<b>\$ -</b>	<b>\$ -</b>

New Operating Expenditures	Operating Budget	Prior Years	FY 2018	FY 2019	FY 2020	FY 2021	FY 2022
Maintenance	\$ -	\$ -	\$ -				
Other Operating Costs	\$ -	-	-	-	-	-	-
<b>Total Operating Expenditures</b>	<b>\$ -</b>	<b>\$ -</b>	<b>\$ -</b>	<b>\$ -</b>	<b>\$ -</b>	<b>\$ -</b>	<b>\$ -</b>
<b>Funding Sources</b>							
City – General Fund	\$ -	\$ -	\$ -				
Park Dedication Fees	\$ -	-	-	-	-	-	-
Storm Drain Fees	\$ -	-	-	-	-	-	-
Enterprise Funds	\$ -	-	-	-	-	-	-
Gas Tax	\$ -	-	-	-	-	-	-
Other – Grants	\$ -	-	-	-	-	-	-
<b>Total Project Funding</b>	<b>\$ -</b>	<b>\$ -</b>	<b>\$ -</b>	<b>\$ -</b>	<b>\$ -</b>	<b>\$ -</b>	<b>\$ -</b>

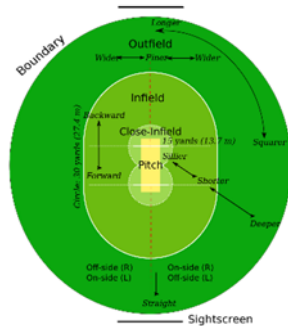
# CAPITAL IMPROVEMENT PROGRAM

Fiscal Year 2017-2018



## International Cricket Ground - Feasibility Study

Budget Unit 420-99-049



**Priority:** 1  
**CIP Category:** 1  
**Location:** To be determined  
**Estimated Project Costs:** \$20,000

### DESCRIPTION

Prepare a feasibility study for an international cricket ground.

### PROJECT JUSTIFICATION

While the sport of cricket has been increasing in popularity in the US and in San Francisco bay area, there is currently no dedicated field for play in Cupertino, including to meet the requirements for adult international play. A feasibility study to assess the demand, possible locations for an international scale field, and the estimated costs for such an improvement, will provide base information for a future improvement project.

### STATUS

Initiate project in FY 2017-18.

## FISCAL IMPACT

The following table outlines the project budget, prior year and projected costs and funding sources for the next five years including any anticipated impacts to the operating budget:

Project Expenditures	Project Budget	Prior Years	FY 2018	FY 2019	FY 2020	FY 2021	FY 2022
Pre-Construction	\$ 20,000		\$ 20,000	\$ -	\$ -	\$ -	\$ -
Construction	\$ -	-	-	-	-	-	-
<b>Total Project Expenditures</b>	<b>\$ 20,000</b>	<b>\$ -</b>	<b>\$ 20,000</b>	<b>\$ -</b>	<b>\$ -</b>	<b>\$ -</b>	<b>\$ -</b>
<b>Funding Sources</b>							
City – General Fund	\$ 20,000		\$ 20,000	\$ -	\$ -	\$ -	\$ -
Park Dedication Fees	\$ -	-	-	-	-	-	-
Storm Drain Fees	\$ -	-	-	-	-	-	-
Enterprise Funds	\$ -	-	-	-	-	-	-
Gas Tax	\$ -	-	-	-	-	-	-
Other – Grants	\$ -	-	-	-	-	-	-
<b>Total Project Funding</b>	<b>\$ 20,000</b>	<b>\$ -</b>	<b>\$ 20,000</b>	<b>\$ -</b>	<b>\$ -</b>	<b>\$ -</b>	<b>\$ -</b>
<b>Funding Not Yet Identified</b>	<b>\$ -</b>	<b>\$ -</b>	<b>\$ -</b>	<b>\$ -</b>	<b>\$ -</b>	<b>\$ -</b>	<b>\$ -</b>

New Operating Expenditures	Operating Budget	Prior Years	FY 2018	FY 2019	FY 2020	FY 2021	FY 2022
Maintenance	\$ -	\$ -	\$ -	\$ -	\$ -	\$ -	\$ -
Other Operating Costs	\$ -	-	-	-	-	-	-
<b>Total Operating Expenditures</b>	<b>\$ -</b>	<b>\$ -</b>	<b>\$ -</b>	<b>\$ -</b>	<b>\$ -</b>	<b>\$ -</b>	<b>\$ -</b>
<b>Funding Sources</b>							
City – General Fund	\$ -	\$ -	\$ -	\$ -	\$ -	\$ -	\$ -
Park Dedication Fees	\$ -	-	-	-	-	-	-
Storm Drain Fees	\$ -	-	-	-	-	-	-
Enterprise Funds	\$ -	-	-	-	-	-	-
Gas Tax	\$ -	-	-	-	-	-	-
Other – Grants	\$ -	-	-	-	-	-	-
<b>Total Project Funding</b>	<b>\$ -</b>	<b>\$ -</b>	<b>\$ -</b>	<b>\$ -</b>	<b>\$ -</b>	<b>\$ -</b>	<b>\$ -</b>

# CAPITAL IMPROVEMENT PROGRAM

Fiscal Year 2017-2018



## McClellan Rd. Sidewalk Installation – Rose Blossom Dr. to Hwy 85 Overcrossing

Budget Unit 420-99-057



**Priority:** 1  
**CIP Category:** 1  
**Location:** McClellan Rd. – Rose Blossom to Hwy 85 Overcrossing  
**Estimated Project Costs:** \$430,000

### DESCRIPTION

Design and construct approximately 650 LF of sidewalk on the north side of McClellan between 85 and Rose Blossom.

### PROJECT JUSTIFICATION

There is a sidewalk gap on the north side of McClellan Rd. between Rose Blossom and the Hwy 85 overcrossing, an active pedestrian area that is well used by students and other residents. Installing a sidewalk in this location will provide continuous access to and from local schools including De Anza College.

### STATUS

Initiate project 2<sup>nd</sup> quarter of FY 2017-18.

## FISCAL IMPACT

The following table outlines the project budget, prior year and projected costs and funding sources for the next five years including any anticipated impacts to the operating budget:

Project Expenditures	Project Budget	Prior Years	FY 2018	FY 2019	FY 2020	FY 2021	FY 2022
Pre-Construction	\$ 130,000		\$ 130,000			\$ -	\$ -
Construction	\$ 300,000		300,000			-	-
<b>Total Project Expenditures</b>	<b>\$ 430,000</b>	<b>\$ -</b>	<b>\$ 430,000</b>	<b>\$ -</b>	<b>\$ -</b>	<b>\$ -</b>	<b>\$ -</b>
<b>Funding Sources</b>							
City – General Fund	\$ 430,000		\$ 430,000			\$ -	\$ -
Park Dedication Fees	\$ -	-	-	-	-	-	-
Storm Drain Fees	\$ -	-	-	-	-	-	-
Enterprise Funds	\$ -	-	-	-	-	-	-
Gas Tax	\$ -	-	-	-	-	-	-
Other – Grants	\$ -	-	-	-	-	-	-
<b>Total Project Funding</b>	<b>\$ 430,000</b>	<b>\$ -</b>	<b>\$ 430,000</b>	<b>\$ -</b>	<b>\$ -</b>	<b>\$ -</b>	<b>\$ -</b>
<b>Funding Not Yet Identified</b>	<b>\$ -</b>	<b>\$ -</b>	<b>\$ -</b>	<b>\$ -</b>	<b>\$ -</b>	<b>\$ -</b>	<b>\$ -</b>

New Operating Expenditures	Operating Budget	Prior Years	FY 2018	FY 2019	FY 2020	FY 2021	FY 2022
Maintenance	\$ -	\$ -	\$ -	\$ -	\$ -	\$ -	\$ -
Other Operating Costs	\$ -	-	-	-	-	-	-
<b>Total Operating Expenditures</b>	<b>\$ -</b>	<b>\$ -</b>	<b>\$ -</b>	<b>\$ -</b>	<b>\$ -</b>	<b>\$ -</b>	<b>\$ -</b>
<b>Funding Sources</b>							
City – General Fund	\$ -	\$ -	\$ -	\$ -	\$ -	\$ -	\$ -
Park Dedication Fees	\$ -	-	-	-	-	-	-
Storm Drain Fees	\$ -	-	-	-	-	-	-
Enterprise Funds	\$ -	-	-	-	-	-	-
Gas Tax	\$ -	-	-	-	-	-	-
Other – Grants	\$ -	-	-	-	-	-	-
<b>Total Project Funding</b>	<b>\$ -</b>	<b>\$ -</b>	<b>\$ -</b>	<b>\$ -</b>	<b>\$ -</b>	<b>\$ -</b>	<b>\$ -</b>

# CAPITAL IMPROVEMENT PROGRAM

Fiscal Year 2017-2018



## Outfall Repair & Slope Stabilization - Regnart Rd.

Budget Unit 420-99-055



**Priority:** 1  
**CIP Category:** 1  
**Location:** Regnart Road  
**Estimated Project Costs:** \$400,000

### DESCRIPTION

Design and construct outfall repairs and slope stabilization along Regnart Rd.

### PROJECT JUSTIFICATION

Regnart Creek runs along the east side of Regnart Rd. Erosion damage due to the winter 2017 storms necessitates complete repairs to existing outfall and to stabilize adjacent slope from further erosion.

### STATUS

Initiate project in the summer 2017.



## FISCAL IMPACT

The following table outlines the project budget, prior year and projected costs and funding sources for the next five years including any anticipated impacts to the operating budget:

Project Expenditures	Project Budget	Prior Years	FY 2018	FY 2019	FY 2020	FY 2021	FY 2022
Pre-Construction	\$ 120,000		\$ 120,000	\$ -	\$ -	\$ -	\$ -
Construction	\$ 280,000	-	280,000		-	-	-
<b>Total Project Expenditures</b>	<b>\$ 400,000</b>	<b>\$ -</b>	<b>\$ 400,000</b>	<b>\$ -</b>	<b>\$ -</b>	<b>\$ -</b>	<b>\$ -</b>
<b>Funding Sources</b>							
City – General Fund	\$ 400,000	\$ -	\$ 400,000		\$ -	\$ -	\$ -
Park Dedication Fees	\$ -	-	-	-	-	-	-
Storm Drain Fees	\$ -	-	-	-	-	-	-
Enterprise Funds			-	-	-	-	-
Gas Tax	\$ -	-	-	-	-	-	-
Other – Grants	\$ -	-	-	-	-	-	-
<b>Total Project Funding</b>	<b>\$ 400,000</b>	<b>\$ -</b>	<b>\$ 400,000</b>	<b>\$ -</b>	<b>\$ -</b>	<b>\$ -</b>	<b>\$ -</b>
<b>Funding Not Yet Identified</b>	<b>\$ -</b>	<b>\$ -</b>	<b>\$ -</b>	<b>\$ -</b>	<b>\$ -</b>	<b>\$ -</b>	<b>\$ -</b>

New Operating Expenditures	Operating Budget	Prior Years	FY 2018	FY 2019	FY 2020	FY 2021	FY 2022
Maintenance	\$ -	\$ -	\$ -				
Other Operating Costs	\$ -	-	-	-	-	-	-
<b>Total Operating Expenditures</b>	<b>\$ -</b>	<b>\$ -</b>	<b>\$ -</b>	<b>\$ -</b>	<b>\$ -</b>	<b>\$ -</b>	<b>\$ -</b>
<b>Funding Sources</b>							
City – General Fund	\$ -	\$ -	\$ -				
Park Dedication Fees	\$ -	-	-	-	-	-	-
Storm Drain Fees	\$ -	-	-	-	-	-	-
Enterprise Funds	\$ -	-	-	-	-	-	-
Gas Tax	\$ -	-	-	-	-	-	-
Other – Grants	\$ -	-	-	-	-	-	-
<b>Total Project Funding</b>	<b>\$ -</b>	<b>\$ -</b>	<b>\$ -</b>	<b>\$ -</b>	<b>\$ -</b>	<b>\$ -</b>	<b>\$ -</b>

# CAPITAL IMPROVEMENT PROGRAM

Fiscal Year 2017-2018



## Senior Center Repairs

Budget Unit 420-99-059



**Priority:** 1  
**CIP Category:** 1  
**Location:** Senior Center  
**Estimated Project Costs:** \$200,000

### DESCRIPTION

Design and construct repairs to the kitchen in-floor drains and to replace the ballroom acoustical panels; evaluate the roof condition and potential solutions to persistent rodent nesting.

### PROJECT JUSTIFICATION

The building was constructed in 2000. Code changes require that the in-floor drains be modified. The acoustical panels in the ballroom are showing wear and tear and need to be replaced to keep the facility looking and functioning well. The impacts of rodent nesting in the building roof is causing damage and distress to building users.

### STATUS

Initiate project in the summer 2017.

## FISCAL IMPACT

The following table outlines the project budget, prior year and projected costs and funding sources for the next five years including any anticipated impacts to the operating budget:

Project Expenditures	Project Budget	Prior Years	FY 2018	FY 2019	FY 2020	FY 2021	FY 2022
Pre-Construction	\$ 60,000		\$ 60,000	\$ -	\$ -	\$ -	\$ -
Construction	\$ 140,000	-	140,000		-	-	-
<b>Total Project Expenditures</b>	<b>\$ 200,000</b>	<b>\$ -</b>	<b>\$ 200,000</b>	<b>\$ -</b>	<b>\$ -</b>	<b>\$ -</b>	<b>\$ -</b>
<b>Funding Sources</b>							
City – General Fund	\$ 200,000	\$ -	\$ 200,000		\$ -	\$ -	\$ -
Park Dedication Fees	\$ -	-	-	-	-	-	-
Storm Drain Fees	\$ -	-	-	-	-	-	-
Enterprise Funds			-	-	-	-	-
Gas Tax	\$ -	-	-	-	-	-	-
Other – Grants	\$ -	-	-	-	-	-	-
<b>Total Project Funding</b>	<b>\$ 200,000</b>	<b>\$ -</b>	<b>\$ 200,000</b>	<b>\$ -</b>	<b>\$ -</b>	<b>\$ -</b>	<b>\$ -</b>
<b>Funding Not Yet Identified</b>	<b>\$ -</b>	<b>\$ -</b>	<b>\$ -</b>	<b>\$ -</b>	<b>\$ -</b>	<b>\$ -</b>	<b>\$ -</b>

New Operating Expenditures	Operating Budget	Prior Years	FY 2018	FY 2019	FY 2020	FY 2021	FY 2022
Maintenance	\$ -	\$ -	\$ -				
Other Operating Costs	\$ -	-	-	-	-	-	-
<b>Total Operating Expenditures</b>	<b>\$ -</b>	<b>\$ -</b>	<b>\$ -</b>	<b>\$ -</b>	<b>\$ -</b>	<b>\$ -</b>	<b>\$ -</b>
<b>Funding Sources</b>							
City – General Fund	\$ -	\$ -	\$ -				
Park Dedication Fees	\$ -	-	-	-	-	-	-
Storm Drain Fees	\$ -	-	-	-	-	-	-
Enterprise Funds	\$ -	-	-	-	-	-	-
Gas Tax	\$ -	-	-	-	-	-	-
Other – Grants	\$ -	-	-	-	-	-	-
<b>Total Project Funding</b>	<b>\$ -</b>	<b>\$ -</b>	<b>\$ -</b>	<b>\$ -</b>	<b>\$ -</b>	<b>\$ -</b>	<b>\$ -</b>

# CAPITAL IMPROVEMENT PROGRAM

Fiscal Year 2017-2018



## Senior Center Walkway Replacement

Budget Unit 420-99-054



**Priority:** 1  
**CIP Category:** 1  
**Location:** Senior Center  
**Estimated Project Costs:** \$64,000

### DESCRIPTION

Design and construct a replacement walkway from the parking lot to the front door. The pavers will be replaced with a material that provides a more consistent surface texture.

### PROJECT JUSTIFICATION

The building was constructed in 2000 and the walkway to the main door from the parking lot was installed using pavers with concrete bands. Some wheelchair and walker users find the variable surface of the pavers to be difficult to move across. Providing a smoother path of travel from the parking lot to the door will improve access.

### STATUS

Initiate project in FY 2017-18.

## FISCAL IMPACT

The following table outlines the project budget, prior year and projected costs and funding sources for the next five years including any anticipated impacts to the operating budget:

Project Expenditures	Project Budget	Prior Years	FY 2018	FY 2019	FY 2020	FY 2021	FY 2022
Pre-Construction	\$ 20,000		\$ 20,000	\$ -	\$ -	\$ -	\$ -
Construction	\$ 44,000	-	44,000		-	-	-
<b>Total Project Expenditures</b>	<b>\$ 64,000</b>	<b>\$ -</b>	<b>\$ 64,000</b>	<b>\$ -</b>	<b>\$ -</b>	<b>\$ -</b>	<b>\$ -</b>
<b>Funding Sources</b>							
City – General Fund	\$ 64,000	\$ -	\$ 64,000		\$ -	\$ -	\$ -
Park Dedication Fees	\$ -	-	-	-	-	-	-
Storm Drain Fees	\$ -	-	-	-	-	-	-
Enterprise Funds			-	-	-	-	-
Gas Tax	\$ -	-	-	-	-	-	-
Other – Grants	\$ -	-	-	-	-	-	-
<b>Total Project Funding</b>	<b>\$ 64,000</b>	<b>\$ -</b>	<b>\$ 64,000</b>	<b>\$ -</b>	<b>\$ -</b>	<b>\$ -</b>	<b>\$ -</b>
<b>Funding Not Yet Identified</b>	<b>\$ -</b>	<b>\$ -</b>	<b>\$ -</b>	<b>\$ -</b>	<b>\$ -</b>	<b>\$ -</b>	<b>\$ -</b>

New Operating Expenditures	Operating Budget	Prior Years	FY 2018	FY 2019	FY 2020	FY 2021	FY 2022
Maintenance	\$ -	\$ -	\$ -				
Other Operating Costs	\$ -	-	-	-	-	-	-
<b>Total Operating Expenditures</b>	<b>\$ -</b>	<b>\$ -</b>	<b>\$ -</b>	<b>\$ -</b>	<b>\$ -</b>	<b>\$ -</b>	<b>\$ -</b>
<b>Funding Sources</b>							
City – General Fund	\$ -	\$ -	\$ -				
Park Dedication Fees	\$ -	-	-	-	-	-	-
Storm Drain Fees	\$ -	-	-	-	-	-	-
Enterprise Funds	\$ -	-	-	-	-	-	-
Gas Tax	\$ -	-	-	-	-	-	-
Other – Grants	\$ -	-	-	-	-	-	-
<b>Total Project Funding</b>	<b>\$ -</b>	<b>\$ -</b>	<b>\$ -</b>	<b>\$ -</b>	<b>\$ -</b>	<b>\$ -</b>	<b>\$ -</b>

# CAPITAL IMPROVEMENT PROGRAM

Fiscal Year 2017-2018



## Stevens Creek Bank Repair – South of SCB – Conceptual Design

Budget Unit 420-99-014



**Priority:** 1  
**CIP Category:** 1  
**Location:** Stevens Creek South of Stevens Creek Boulevard  
**Estimated Project Costs:** \$100,000

### DESCRIPTION

Prepare a conceptual design for repairs to creek banks that will protect property from further erosion and stabilize the bank, and is compatible with existing goals and requirements for the creek corridor.

### PROJECT JUSTIFICATION

In 2014, the City purchased a residential parcel (Blesch) on Stevens Creek Boulevard that lies between the Stockmeir site and the Blackberry Farm Golf Course. The creek channel upstream of this parcel has been widened and restored. However this parcel, which is in the active floodway and subject to bank erosion, remains to be stabilized and restored. This parcel is targeted for improvements relating to the park and recreation purposes of the Stevens Creek Corridor. Its bank should be stabilized before such improvements move forward in order to protect the City's investment. A conceptual plan for improvement of the bank and channel will make the implementation of the project more eligible and attractive for potential grant funding.

### STATUS

Initiate project in FY 2017-18.

## FISCAL IMPACT

The following table outlines the project budget, prior year and projected costs and funding sources for the next five years including any anticipated impacts to the operating budget:

Project Expenditures	Project Budget	Prior Years	FY 2018	FY 2019	FY 2020	FY 2021	FY 2022
Pre-Construction	\$ 100,000	\$ -	\$ 100,000		\$ -	\$ -	\$ -
Construction	\$ -	\$ -	-	-	-	-	-
<b>Total Project Expenditures</b>	<b>\$ 100,000</b>	<b>\$ -</b>	<b>\$ 100,000</b>	<b>\$ -</b>	<b>\$ -</b>	<b>\$ -</b>	<b>\$ -</b>
<b>Funding Sources</b>							
City – General Fund	\$ 100,000	\$ -	\$ 100,000		\$ -	\$ -	\$ -
Park Dedication Fees	\$ -	-	-	-	-	-	-
Storm Drain Fees	\$ -	-	-	-	-	-	-
Enterprise Funds	\$ -	-	-	-	-	-	-
Gas Tax	\$ -	-	-	-	-	-	-
Other – Grants	\$ -	-	-	-	-	-	-
<b>Total Project Funding</b>	<b>\$ 100,000</b>	<b>\$ -</b>	<b>\$ 100,000</b>	<b>\$ -</b>	<b>\$ -</b>	<b>\$ -</b>	<b>\$ -</b>
<b>Funding Not Yet Identified</b>	<b>\$ -</b>	<b>\$ -</b>	<b>\$ -</b>	<b>\$ -</b>	<b>\$ -</b>	<b>\$ -</b>	<b>\$ -</b>

New Operating Expenditures	Operating Budget	Prior Years	FY 2018	FY 2019	FY 2020	FY 2021	FY 2022
Maintenance	\$ -	\$ -	\$ -	\$ -	\$ -	\$ -	\$ -
Other Operating Costs	\$ -	-	-	-	-	-	-
<b>Total Operating Expenditures</b>	<b>\$ -</b>	<b>\$ -</b>	<b>\$ -</b>	<b>\$ -</b>	<b>\$ -</b>	<b>\$ -</b>	<b>\$ -</b>
<b>Funding Sources</b>							
City – General Fund	\$ -	\$ -	\$ -	\$ -	\$ -	\$ -	\$ -
Park Dedication Fees	\$ -	-	-	-	-	-	-
Storm Drain Fees	\$ -	-	-	-	-	-	-
Enterprise Funds	\$ -	-	-	-	-	-	-
Gas Tax	\$ -	-	-	-	-	-	-
Other – Grants	\$ -	-	-	-	-	-	-
<b>Total Project Funding</b>	<b>\$ -</b>	<b>\$ -</b>	<b>\$ -</b>	<b>\$ -</b>	<b>\$ -</b>	<b>\$ -</b>	<b>\$ -</b>

# CAPITAL IMPROVEMENT PROGRAM

Fiscal Year 2017-2018



## Storm Drain Improvements - Byrne Ave. & Stevens Creek Blvd.

Budget Unit 210-99-060



**Priority:** 1  
**CIP Category:** 1  
**Location:** Stevens Creek Blvd. from Stevens Creek to Byrne Ave.;  
Byrne Ave. from Stevens Creek Blvd. to Granada Ave. and from  
Almaden Ave. to San Fernando Ave.  
**Estimated Project Costs:** \$1,500,000

### DESCRIPTION

Design and construct new storm mains at the designated locations to increase the capacity of the downstream portion of the system and allow the newer upstream portion of the system to connect to it.

### PROJECT JUSTIFICATION

The storm drain system along Byrne Ave. is currently split into two separate systems, an upper and a lower. The recently completed Monta Vista Storm Drain Project is the upper section, collecting storm water from the Monta Vista neighborhood and conveying it off the streets. This split was created to stay within the capacity limits of the existing downstream section. In order to maximize the capacity of the recently installed section, the existing downstream portion must be upgraded or supplemented. Increasing the capacity of the existing downstream system on Byrne Ave. will allow the upper and lower systems to be connected thereby reducing the storm water flow that is currently diverted to the Blackberry Farm Golf Course.

### STATUS

Initiate the project in FY 2017-18.



## FISCAL IMPACT

The following table outlines the project budget, prior year and projected costs and funding sources for the next five years including any anticipated impacts to the operating budget:

Project Expenditures	Project Budget	Prior Years	FY 2018	FY 2019	FY 2020	FY 2021	FY 2022
Pre-Construction	\$ 450,000	\$ -	\$ 450,000		\$ -	\$ -	\$ -
Construction	\$ 1,050,000	-	1,050,000		-	-	-
<b>Total Project Expenditures</b>	<b>\$ 1,500,000</b>	<b>\$ -</b>	<b>\$ 1,500,000</b>	<b>\$ -</b>	<b>\$ -</b>	<b>\$ -</b>	<b>\$ -</b>
<b>Funding Sources</b>							
City – General Fund	\$ -	\$ -			\$ -	\$ -	\$ -
Park Dedication Fees	-	-	-	-	-	-	-
Storm Drain Fees	\$ 1,500,000	-	1,500,000	-	-	-	-
Enterprise Funds							
Gas Tax	-	-	-	-	-	-	-
Other – Grants	-	-	-	-	-	-	-
<b>Total Project Funding</b>	<b>\$ 1,500,000</b>	<b>\$ -</b>	<b>\$ 1,500,000</b>	<b>\$ -</b>	<b>\$ -</b>	<b>\$ -</b>	<b>\$ -</b>
<b>Funding Not Yet Identified</b>	<b>\$ -</b>	<b>\$ -</b>	<b>\$ -</b>	<b>\$ -</b>	<b>\$ -</b>	<b>\$ -</b>	<b>\$ -</b>

New Operating Expenditures	Operating Budget	Prior Years	FY 2018	FY 2019	FY 2020	FY 2021	FY 2022
Maintenance	\$ -	\$ -	\$ -	\$ -	\$ -	\$ -	\$ -
Other Operating Costs	-	-	-	-	-	-	-
<b>Total Operating Expenditures</b>	<b>\$ -</b>	<b>\$ -</b>	<b>\$ -</b>	<b>\$ -</b>	<b>\$ -</b>	<b>\$ -</b>	<b>\$ -</b>
<b>Funding Sources</b>							
City – General Fund	\$ -	\$ -	\$ -	\$ -	\$ -	\$ -	\$ -
Park Dedication Fees	-	-	-	-	-	-	-
Storm Drain Fees	-	-	-	-	-	-	-
Enterprise Funds	-	-	-	-	-	-	-
Gas Tax	-	-	-	-	-	-	-
Other – Grants	-	-	-	-	-	-	-
<b>Total Project Funding</b>	<b>\$ -</b>	<b>\$ -</b>	<b>\$ -</b>	<b>\$ -</b>	<b>\$ -</b>	<b>\$ -</b>	<b>\$ -</b>

# CAPITAL IMPROVEMENT PROGRAM

Fiscal Year 2017-2018



## Street Light Installation – Annual Infill

Budget Unit 420-99-056



**Priority:** 1  
**CIP Category:** 1  
**Location:** Various  
**Estimated Project Costs:** \$150,000; \$30,000 annually

### DESCRIPTION

Design and install street lights on an as needed basis.

### PROJECT JUSTIFICATION

There are areas of the city where street light spacing is insufficient to meet current standards for illumination. Several locations are identified annually for infill with one or two lights. An annual appropriation will allow these deficiencies to be readily addressed.

### STATUS

Performed as needed.

## FISCAL IMPACT

The following table outlines the project budget, prior year and projected costs and funding sources for the next five years including any anticipated impacts to the operating budget:

Project Expenditures	Project Budget	Prior Years	FY 2018	FY 2019	FY 2020	FY 2021	FY 2022
Pre-Construction	\$ 5,000		\$ 1,000	\$ 1,000	\$ 1,000	\$ 1,000	\$ 1,000
Construction	\$ 145,000	-	29,000	29,000	29,000	29,000	29,000
<b>Total Project Expenditures</b>	<b>\$ 150,000</b>	<b>\$ -</b>	<b>\$ 30,000</b>	<b>\$ 30,000</b>	<b>\$ 30,000</b>	<b>\$ 30,000</b>	<b>\$ 30,000</b>
<b>Funding Sources</b>							
City – General Fund	\$ 150,000		\$ 30,000	\$ 30,000	\$ 30,000	\$ 30,000	\$ 30,000
Park Dedication Fees	\$ -	-	-	-	-	-	-
Storm Drain Fees	\$ -	-	-	-	-	-	-
Enterprise Funds	\$ -	-	-	-	-	-	-
Gas Tax	\$ -	-	-	-	-	-	-
Other – Grants	\$ -	-	-	-	-	-	-
<b>Total Project Funding</b>	<b>\$ 150,000</b>	<b>\$ -</b>	<b>\$ 30,000</b>	<b>\$ 30,000</b>	<b>\$ 30,000</b>	<b>\$ 30,000</b>	<b>\$ 30,000</b>
<b>Funding Not Yet Identified</b>	<b>\$ -</b>	<b>\$ -</b>	<b>\$ -</b>	<b>\$ -</b>	<b>\$ -</b>	<b>\$ -</b>	<b>\$ -</b>

New Operating Expenditures	Operating Budget	Prior Years	FY 2018	FY 2019	FY 2020	FY 2021	FY 2022
Maintenance	\$ -	\$ -	\$ -	\$ -	\$ -	\$ -	\$ -
Other Operating Costs	\$ 3,800	-	-	360	740	1,140	1,560
<b>Total Operating Expenditures</b>	<b>\$ 3,800</b>	<b>\$ -</b>	<b>\$ -</b>	<b>\$ 360</b>	<b>\$ 740</b>	<b>\$ 1,140</b>	<b>\$ 1,560</b>
<b>Funding Sources</b>							
City – General Fund	\$ 3,800	\$ -	\$ -	\$ 360	\$ 740	\$ 1,140	\$ 1,560
Park Dedication Fees	\$ -	-	-	-	-	-	-
Storm Drain Fees	\$ -	-	-	-	-	-	-
Enterprise Funds	\$ -	-	-	-	-	-	-
Gas Tax	\$ -	-	-	-	-	-	-
Other – Grants	\$ -	-	-	-	-	-	-
<b>Total Project Funding</b>	<b>\$ 3,800</b>	<b>\$ -</b>	<b>\$ -</b>	<b>\$ 360</b>	<b>\$ 740</b>	<b>\$ 1,140</b>	<b>\$ 1,560</b>

# CAPITAL IMPROVEMENT PROGRAM

Fiscal Year 2017-2018



## Street Light Installation – Randy Ln. & Larry Wy.

Budget Unit 420-99-058



**Priority:** 1  
**CIP Category:** 1  
**Location:** Randy Ln. & Larry Wy.  
**Estimated Project Costs:** \$367,000

### DESCRIPTION

Design and install street light installations to fill gaps in street light coverage.

### PROJECT JUSTIFICATION

Larry Way and Randy Lane both have gaps in street light coverage that exceed the City’s street light spacing policy. Both streets have been designated semi-rural, which has resulted in a waiver of sidewalk installation, causing pedestrians to walk in the street. Additionally, Lawson Middle School is located immediately south of these streets with the associated student pedestrianism. Residents have requested additional lighting along these streets, and Public Works Staff finds that the additional lighting is warranted. This project will fill gaps in street light coverage along these streets in order to enhance safety.

### STATUS

Initiate project in FY 2017-18.

## FISCAL IMPACT

The following table outlines the project budget, prior year and projected costs and funding sources for the next five years including any anticipated impacts to the operating budget:

Project Expenditures	Project Budget	Prior Years	FY 2018	FY 2019	FY 2020	FY 2021	FY 2022
Pre-Construction	\$ 110,000	\$ -	\$ 110,000	\$ -	\$ -	\$ -	\$ -
Construction	\$ 257,000	-	257,000	-	-	-	-
<b>Total Project Expenditures</b>	<b>\$ 367,000</b>	<b>\$ -</b>	<b>\$ 367,000</b>	<b>\$ -</b>	<b>\$ -</b>	<b>\$ -</b>	<b>\$ -</b>
<b>Funding Sources</b>							
City – General Fund	\$ 367,000	\$ -	\$ 367,000	-	\$ -	\$ -	\$ -
Park Dedication Fees	\$ -	-	-	-	-	-	-
Storm Drain Fees	\$ -	-	-	-	-	-	-
Enterprise Funds	\$ -	-	-	-	-	-	-
Gas Tax	\$ -	-	-	-	-	-	-
Other – Grants	\$ -	-	-	-	-	-	-
<b>Total Project Funding</b>	<b>\$ 367,000</b>	<b>\$ -</b>	<b>\$ 367,000</b>	<b>\$ -</b>	<b>\$ -</b>	<b>\$ -</b>	<b>\$ -</b>
<b>Funding Not Yet Identified</b>	<b>\$ -</b>	<b>\$ -</b>	<b>\$ -</b>	<b>\$ -</b>	<b>\$ -</b>	<b>\$ -</b>	<b>\$ -</b>

New Operating Expenditures	Operating Budget	Prior Years	FY 2018	FY 2019	FY 2020	FY 2021	FY 2022
Maintenance	\$ -	\$ -	\$ -	\$ -	\$ -	\$ -	\$ -
Other Operating Costs	\$ 3,512	-	-	840	865	890	917
<b>Total Operating Expenditures</b>	<b>\$ 3,512</b>	<b>\$ -</b>	<b>\$ -</b>	<b>\$ 840</b>	<b>\$ 865</b>	<b>\$ 890</b>	<b>\$ 917</b>
<b>Funding Sources</b>							
City – General Fund	\$ 3,512	\$ -	\$ -	\$ 840	\$ 865	\$ 890	\$ 917
Park Dedication Fees	\$ -	-	-	-	-	-	-
Storm Drain Fees	\$ -	-	-	-	-	-	-
Enterprise Funds	\$ -	-	-	-	-	-	-
Gas Tax	\$ -	-	-	-	-	-	-
Other – Grants	\$ -	-	-	-	-	-	-
<b>Total Project Funding</b>	<b>\$ 3,512</b>	<b>\$ -</b>	<b>\$ -</b>	<b>\$ 840</b>	<b>\$ 865</b>	<b>\$ 890</b>	<b>\$ 917</b>

# CAPITAL IMPROVEMENT PROGRAM

Fiscal Year 2017-2018



## Traffic Signal: Foothill/I-280 SB Off-ramp

Budget Unit 420-99-028



**Priority:** 1  
**CIP Category:** 1  
**Location:** Foothill Blvd. / I-280  
**Estimated Project Costs:** \$100,000

### DESCRIPTION

Match funding for the design and installation of a new traffic signal at the intersection of Foothill Expressway and the Interstate 280 southbound off-ramp.

### PROJECT JUSTIFICATION

The County of Santa Clara Roads and Airports Department has identified a new traffic signal at the intersection of Foothill Expressway and the Interstate 280 southbound off-ramp as a project in their draft Expressway Plan 2040. A local match of 20% is required in order to place the project within their Tier 1 category, from which the first round of projects will be funded.

### STATUS

Transmit funding when required by the County of Santa Clara.

## FISCAL IMPACT

The following table outlines the project budget, prior year and projected costs and funding sources for the next five years including any anticipated impacts to the operating budget:

Project Expenditures	Project Budget		Prior Years	FY 2018	FY 2019	FY 2020	FY 2021	FY 2022
Pre-Construction	\$ -	\$ -	\$ -	\$ -	\$ -	\$ -	\$ -	\$ -
Construction	\$ 100,000		-	100,000		-	-	-
<b>Total Project Expenditures</b>	<b>\$ 100,000</b>	<b>\$ -</b>	<b>\$ -</b>	<b>\$ 100,000</b>	<b>\$ -</b>	<b>\$ -</b>	<b>\$ -</b>	<b>\$ -</b>
<b>Funding Sources</b>								
City – General Fund	\$ 100,000	\$ -	\$ -	100,000		\$ -	\$ -	\$ -
Park Dedication Fees	\$ -		-	-	-	-	-	-
Storm Drain Fees	\$ -		-	-	-	-	-	-
Enterprise Funds	\$ -		-	-	-	-	-	-
Gas Tax	\$ -		-	-	-	-	-	-
Other – Grants	\$ -		-	-	-	-	-	-
<b>Total Project Funding</b>	<b>\$ 100,000</b>	<b>\$ -</b>	<b>\$ -</b>	<b>\$ 100,000</b>	<b>\$ -</b>	<b>\$ -</b>	<b>\$ -</b>	<b>\$ -</b>
<b>Funding Not Yet Identified</b>	<b>\$ -</b>	<b>\$ -</b>	<b>\$ -</b>	<b>\$ -</b>	<b>\$ -</b>	<b>\$ -</b>	<b>\$ -</b>	<b>\$ -</b>

New Operating Expenditures	Operating Budget		Prior Years	FY 2018	FY 2019	FY 2020	FY 2021	FY 2022
Maintenance	\$ -	\$ -	\$ -	\$ -	\$ -	\$ -	\$ -	\$ -
Other Operating Costs	\$ -		-	-	-	-	-	-
<b>Total Operating Expenditures</b>	<b>\$ -</b>	<b>\$ -</b>	<b>\$ -</b>	<b>\$ -</b>	<b>\$ -</b>	<b>\$ -</b>	<b>\$ -</b>	<b>\$ -</b>
<b>Funding Sources</b>								
City – General Fund	\$ -	\$ -	\$ -	\$ -	\$ -	\$ -	\$ -	\$ -
Park Dedication Fees	\$ -		-	-	-	-	-	-
Storm Drain Fees	\$ -		-	-	-	-	-	-
Enterprise Funds	\$ -		-	-	-	-	-	-
Gas Tax	\$ -		-	-	-	-	-	-
Other – Grants	\$ -		-	-	-	-	-	-
<b>Total Project Funding</b>	<b>\$ -</b>	<b>\$ -</b>	<b>\$ -</b>	<b>\$ -</b>	<b>\$ -</b>	<b>\$ -</b>	<b>\$ -</b>	<b>\$ -</b>

**CATEGORY 2:  
NEW PROJECTS – FUTURE YEAR**



(this page intentionally left blank)

# CAPITAL IMPROVEMENT PROGRAM

Fiscal Year 2017-2018



## Jollyman Park Pathway Installation

Budget Unit 420-99-052



**Priority:** 2  
**CIP Category:** 2  
**Location:** Jollyman Park  
**Estimated Project Costs:** \$700,000

### DESCRIPTION

Design and construct a pathway around the southeastern field at Jollyman Park.

### PROJECT JUSTIFICATION

Currently many visitors to this park walk a circuit around the edges of the southeastern ballfield. Installing a paved path will provide a more stable surface for this activity, greatly increasing the paved walking circuit within the park.

### STATUS

Subject to the outcome of the Citywide Parks and Recreation System Master Plan, initiate design in FY 2018-19 for construction in FY 2019-20.

## FISCAL IMPACT

The following table outlines the project budget, prior year and projected costs and funding sources for the next five years including any anticipated impacts to the operating budget:

Project Expenditures	Project Budget	Prior Years	FY 2018	FY 2019	FY 2020	FY 2021	FY 2022
Pre-Construction	\$ 200,000	\$ -	\$ -	\$ 200,000	\$ -	\$ -	\$ -
Construction	\$ 500,000	-	-	-	500,000	-	-
<b>Total Project Expenditures</b>	<b>\$ 700,000</b>	<b>\$ -</b>	<b>\$ -</b>	<b>\$ 200,000</b>	<b>\$ 500,000</b>	<b>\$ -</b>	<b>\$ -</b>
<b>Funding Sources</b>							
City – General Fund	\$ 700,000	\$ -	\$ -	\$ 200,000	\$ 500,000	-	\$ -
Park Dedication Fees	\$ -	-	-	-	-	-	-
Storm Drain Fees	\$ -	-	-	-	-	-	-
Enterprise Funds	\$ -	-	-	-	-	-	-
Gas Tax	\$ -	-	-	-	-	-	-
Other – Grants	\$ -	-	-	-	-	-	-
<b>Total Project Funding</b>	<b>\$ 700,000</b>	<b>\$ -</b>	<b>\$ -</b>	<b>\$ 200,000</b>	<b>\$ 500,000</b>	<b>\$ -</b>	<b>\$ -</b>
<b>Funding Not Yet Identified</b>	<b>\$ -</b>	<b>\$ -</b>	<b>\$ -</b>	<b>\$ -</b>	<b>\$ -</b>	<b>\$ -</b>	<b>\$ -</b>

New Operating Expenditures	Operating Budget	Prior Years	FY 2018	FY 2019	FY 2020	FY 2021	FY 2022
Maintenance	\$ -	\$ -	\$ -	\$ -	\$ -	-	-
Other Operating Costs	\$ -	-	-	-	-	-	-
<b>Total Operating Expenditures</b>	<b>\$ -</b>	<b>\$ -</b>	<b>\$ -</b>	<b>\$ -</b>	<b>\$ -</b>	<b>TBD</b>	<b>TBD</b>
<b>Funding Sources</b>							
City – General Fund	\$ -	\$ -	\$ -	\$ -	\$ -	\$ -	\$ -
Park Dedication Fees	\$ -	-	-	-	-	-	-
Storm Drain Fees	\$ -	-	-	-	-	-	-
Enterprise Funds	\$ -	-	-	-	-	-	-
Gas Tax	\$ -	-	-	-	-	-	-
Other – Grants	\$ -	-	-	-	-	-	-
<b>Total Project Funding</b>	<b>\$ -</b>	<b>\$ -</b>	<b>\$ -</b>	<b>\$ -</b>	<b>\$ -</b>	<b>\$ -</b>	<b>\$ -</b>

# CAPITAL IMPROVEMENT PROGRAM

Fiscal Year 2017-2018



## Linda Vista Park - Renovation Master Plan

Budget Unit 420-99-053



**Priority:** 2  
**CIP Category:** 2  
**Location:** Linda Vista Park  
**Estimated Project Costs:** \$70,000

### DESCRIPTION

Develop a master plan for renovation of Linda Vista Park. The planning process will include community input. This project may result in a future renovation projects that could range from \$ 500,000 to \$ 2,000,000, subject to the outcome of the master plan process.

### PROJECT JUSTIFICATION

Linda Vista Park was originally constructed in 1969 and modified in 1986. Areas of the park are underutilized or could be updated or reconsidered for current recreation needs.

### STATUS

Subject to the outcome of the Citywide Parks and Recreation System Master Plan, initiate in FY 2018-19.

## FISCAL IMPACT

The following table outlines the project budget, prior year and projected costs and funding sources for the next five years including any anticipated impacts to the operating budget:

Project Expenditures	Project Budget	Prior Years	FY 2018	FY 2019	FY 2020	FY 2021	FY 2022
Pre-Construction	\$ 70,000	\$ -	\$ -	\$ 70,000	\$ -	\$ -	\$ -
Construction	\$ -	-	-	-	-	-	-
<b>Total Project Expenditures</b>	<b>\$ 70,000</b>	<b>\$ -</b>	<b>\$ -</b>	<b>\$ 70,000</b>	<b>\$ -</b>	<b>\$ -</b>	<b>\$ -</b>
<b>Funding Sources</b>							
City – General Fund	\$ 70,000	\$ -	\$ -	\$ 70,000	-	-	\$ -
Park Dedication Fees	\$ -	-	-	-	-	-	-
Storm Drain Fees	\$ -	-	-	-	-	-	-
Enterprise Funds	\$ -	-	-	-	-	-	-
Gas Tax	\$ -	-	-	-	-	-	-
Other – Grants	\$ -	-	-	-	-	-	-
<b>Total Project Funding</b>	<b>\$ 70,000</b>	<b>\$ -</b>	<b>\$ -</b>	<b>\$ 70,000</b>	<b>\$ -</b>	<b>\$ -</b>	<b>\$ -</b>
<b>Funding Not Yet Identified</b>	<b>\$ -</b>	<b>\$ -</b>	<b>\$ -</b>	<b>\$ -</b>	<b>\$ -</b>	<b>\$ -</b>	<b>\$ -</b>

New Operating Expenditures	Operating Budget	Prior Years	FY 2018	FY 2019	FY 2020	FY 2021	FY 2022
Maintenance	\$ -	\$ -	\$ -	\$ -	\$ -	-	TBD
Other Operating Costs	\$ -	-	-	-	-	-	-
<b>Total Operating Expenditures</b>	<b>\$ -</b>	<b>\$ -</b>	<b>\$ -</b>	<b>\$ -</b>	<b>\$ -</b>	<b>TBD</b>	<b>TBD</b>
<b>Funding Sources</b>							
City – General Fund	\$ -	\$ -	\$ -	\$ -	\$ -	\$ -	\$ -
Park Dedication Fees	\$ -	-	-	-	-	-	-
Storm Drain Fees	\$ -	-	-	-	-	-	-
Enterprise Funds	\$ -	-	-	-	-	-	-
Gas Tax	\$ -	-	-	-	-	-	-
Other – Grants	\$ -	-	-	-	-	-	-
<b>Total Project Funding</b>	<b>\$ -</b>	<b>\$ -</b>	<b>\$ -</b>	<b>\$ -</b>	<b>\$ -</b>	<b>\$ -</b>	<b>\$ -</b>

# CAPITAL IMPROVEMENT PROGRAM

Fiscal Year 2017-2018



## Memorial Park Phase 1 - Construction

Budget Unit XXX-XXXX



**Priority:** 2  
**CIP Category:** 2  
**Location:** Memorial Park  
**Estimated Project Costs:** \$1,000,000

### DESCRIPTION

Construct improvements at Memorial Park.

### PROJECT JUSTIFICATION

Subject to the approval of a master plan and final design, construction of improvements will implement the master plan.

### STATUS

Subject to the outcome of the Memorial Park Master Plan & Parking Study, initiate design in FY 2019-20 for construction in FY 2020-21.

## FISCAL IMPACT

The following table outlines the project budget, prior year and projected costs and funding sources for the next five years including any anticipated impacts to the operating budget:

Project Expenditures	Project Budget	Prior Years	FY 2018	FY 2019	FY 2020	FY 2021	FY 2022
Pre-Construction	\$ -	\$ -	\$ -	\$ -	\$ -	\$ -	\$ -
Construction	\$ 1,000,000	-	-	-	-	1,000,000	-
<b>Total Project Expenditures</b>	<b>\$ 1,000,000</b>	<b>\$ -</b>	<b>\$ -</b>	<b>\$ -</b>	<b>\$ -</b>	<b>\$ 1,000,000</b>	<b>\$ -</b>
<b>Funding Sources</b>							
City – General Fund	\$ 1,000,000	\$ -	\$ -	\$ -	-	\$ 1,000,000	\$ -
Park Dedication Fees	\$ -	-	-	-	-	-	-
Storm Drain Fees	\$ -	-	-	-	-	-	-
Enterprise Funds	\$ -	-	-	-	-	-	-
Gas Tax	\$ -	-	-	-	-	-	-
Other – Grants	\$ -	-	-	-	-	-	-
<b>Total Project Funding</b>	<b>\$ 1,000,000</b>	<b>\$ -</b>	<b>\$ -</b>	<b>\$ -</b>	<b>\$ -</b>	<b>\$ 1,000,000</b>	<b>\$ -</b>
<b>Funding Not Yet Identified</b>	<b>\$ -</b>	<b>\$ -</b>	<b>\$ -</b>	<b>\$ -</b>	<b>\$ -</b>	<b>\$ -</b>	<b>\$ -</b>

New Operating Expenditures	Operating Budget	Prior Years	FY 2018	FY 2019	FY 2020	FY 2021	FY 2022
Maintenance	\$ -	\$ -	\$ -	\$ -	\$ -	-	TBD
Other Operating Costs	\$ -	-	-	-	-	-	-
<b>Total Operating Expenditures</b>	<b>\$ -</b>	<b>\$ -</b>	<b>\$ -</b>	<b>\$ -</b>	<b>\$ -</b>	<b>TBD</b>	<b>TBD</b>
<b>Funding Sources</b>							
City – General Fund	\$ -	\$ -	\$ -	\$ -	\$ -	\$ -	\$ -
Park Dedication Fees	\$ -	-	-	-	-	-	-
Storm Drain Fees	\$ -	-	-	-	-	-	-
Enterprise Funds	\$ -	-	-	-	-	-	-
Gas Tax	\$ -	-	-	-	-	-	-
Other – Grants	\$ -	-	-	-	-	-	-
<b>Total Project Funding</b>	<b>\$ -</b>	<b>\$ -</b>	<b>\$ -</b>	<b>\$ -</b>	<b>\$ -</b>	<b>\$ -</b>	<b>\$ -</b>

# CAPITAL IMPROVEMENT PROGRAM

Fiscal Year 2017-2018



## Memorial Park Phase 1 – Design

Budget Unit 420-99-010



**Priority:** 2  
**CIP Category:** 2  
**Location:** Memorial Park  
**Estimated Project Costs:** \$250,000

### DESCRIPTION

Design and prepare construction documents and cost estimates for park improvements.

### PROJECT JUSTIFICATION

The Memorial Park Master Plan & Parking Study will identify capital improvements for Memorial Park. A conceptual plan for improvement of the park will make the implementation of the project more eligible and attractive for potential grant funding.

### STATUS

Subject to the outcome of the Memorial Park Master Plan & Parking Study, initiate design in FY 2019-20.



## FISCAL IMPACT

The following table outlines the project budget, prior year and projected costs and funding sources for the next five years including any anticipated impacts to the operating budget:

Project Expenditures	Project Budget	Prior Years	FY 2018	FY 2019	FY 2020	FY 2021	FY 2022
Pre-Construction	\$ 250,000	\$ -	\$ -		\$ 250,000	\$ -	\$ -
Construction	\$ -	-	-	-	-	-	-
<b>Total Project Expenditures</b>	<b>\$ 250,000</b>	<b>\$ -</b>	<b>\$ -</b>	<b>\$ -</b>	<b>\$ 250,000</b>	<b>\$ -</b>	<b>\$ -</b>
<b>Funding Sources</b>							
City – General Fund	\$ 250,000	\$ -	\$ -		\$ 250,000	\$ -	\$ -
Park Dedication Fees	\$ -	-	-	-	-	-	-
Storm Drain Fees	\$ -	-	-	-	-	-	-
Enterprise Funds	\$ -	-	-	-	-	-	-
Gas Tax	\$ -	-	-	-	-	-	-
Other – Grants	\$ -	-	-	-	-	-	-
<b>Total Project Funding</b>	<b>\$ 250,000</b>	<b>\$ -</b>	<b>\$ -</b>	<b>\$ -</b>	<b>\$ 250,000</b>	<b>\$ -</b>	<b>\$ -</b>
<b>Funding Not Yet Identified</b>	<b>\$ -</b>	<b>\$ -</b>	<b>\$ -</b>	<b>\$ -</b>	<b>\$ -</b>	<b>\$ -</b>	<b>\$ -</b>

New Operating Expenditures	Operating Budget	Prior Years	FY 2018	FY 2019	FY 2020	FY 2021	FY 2022
Maintenance	\$ -	\$ -	\$ -	\$ -	\$ -	\$ -	\$ -
Other Operating Costs	\$ -	-	-	-	-	-	-
<b>Total Operating Expenditures</b>	<b>\$ -</b>	<b>\$ -</b>	<b>\$ -</b>	<b>\$ -</b>	<b>\$ -</b>	<b>\$ -</b>	<b>\$ -</b>
<b>Funding Sources</b>							
City – General Fund	\$ -	\$ -	\$ -	\$ -	\$ -	\$ -	\$ -
Park Dedication Fees	\$ -	-	-	-	-	-	-
Storm Drain Fees	\$ -	-	-	-	-	-	-
Enterprise Funds	\$ -	-	-	-	-	-	-
Gas Tax	\$ -	-	-	-	-	-	-
Other – Grants	\$ -	-	-	-	-	-	-
<b>Total Project Funding</b>	<b>\$ -</b>	<b>\$ -</b>	<b>\$ -</b>	<b>\$ -</b>	<b>\$ -</b>	<b>\$ -</b>	<b>\$ -</b>

# CAPITAL IMPROVEMENT PROGRAM

Fiscal Year 2017-2018



## Monta Vista Park - Renovation Master Plan

Budget Unit 420-99-XXX



**Priority:** 2  
**CIP Category:** 2  
**Location:** Monta Vista Park  
**Estimated Project Costs:** \$50,000

### DESCRIPTION

Develop a master plan for the renovation of Monta Vista Park. The planning process will include community input. This project may result in a future renovation projects that could range from \$ 500,000 to \$ 2,000,000, subject to the outcome of the master plan process

### PROJECT JUSTIFICATION

Monta Vista Park has some facilities from the original construction in the 1960s that can no longer be used as intended. Areas of the park are underutilized for this reason. A process to obtain community input and consensus will inform future plans to renovate portions of the park.

### STATUS

Subject to the outcome of the Citywide Parks and Recreation System Master Plan, initiate project in FY 2019-20.

## FISCAL IMPACT

The following table outlines the project budget, prior year and projected costs and funding sources for the next five years including any anticipated impacts to the operating budget:

Project Expenditures	Project Budget	Prior Years	FY 2018	FY 2019	FY 2020	FY 2021	FY 2022
Pre-Construction	\$ 50,000	\$ -	\$ -		\$ 50,000	\$ -	\$ -
Construction	\$ -	-	-	-	-	-	-
<b>Total Project Expenditures</b>	<b>\$ 50,000</b>	<b>\$ -</b>	<b>\$ -</b>	<b>\$ -</b>	<b>\$ 50,000</b>	<b>\$ -</b>	<b>\$ -</b>
<b>Funding Sources</b>							
City – General Fund	\$ 50,000	\$ -	\$ -		\$ 50,000	\$ -	\$ -
Park Dedication Fees	\$ -	-	-	-	-	-	-
Storm Drain Fees	\$ -	-	-	-	-	-	-
Enterprise Funds	\$ -	-	-	-	-	-	-
Gas Tax	\$ -	-	-	-	-	-	-
Other – Grants	\$ -	-	-	-	-	-	-
<b>Total Project Funding</b>	<b>\$ 50,000</b>	<b>\$ -</b>	<b>\$ -</b>	<b>\$ -</b>	<b>\$ 50,000</b>	<b>\$ -</b>	<b>\$ -</b>
<b>Funding Not Yet Identified</b>	<b>\$ -</b>	<b>\$ -</b>	<b>\$ -</b>	<b>\$ -</b>	<b>\$ -</b>	<b>\$ -</b>	<b>\$ -</b>

New Operating Expenditures	Operating Budget	Prior Years	FY 2018	FY 2019	FY 2020	FY 2021	FY 2022
Maintenance	\$ -	\$ -	\$ -	\$ -	\$ -	\$ -	\$ -
Other Operating Costs	\$ -	-	-	-	-	-	-
<b>Total Operating Expenditures</b>	<b>\$ -</b>	<b>\$ -</b>	<b>\$ -</b>	<b>\$ -</b>	<b>\$ -</b>	<b>\$ -</b>	<b>\$ -</b>
<b>Funding Sources</b>							
City – General Fund	\$ -	\$ -	\$ -	\$ -	\$ -	\$ -	\$ -
Park Dedication Fees	\$ -	-	-	-	-	-	-
Storm Drain Fees	\$ -	-	-	-	-	-	-
Enterprise Funds	\$ -	-	-	-	-	-	-
Gas Tax	\$ -	-	-	-	-	-	-
Other – Grants	\$ -	-	-	-	-	-	-
<b>Total Project Funding</b>	<b>\$ -</b>	<b>\$ -</b>	<b>\$ -</b>	<b>\$ -</b>	<b>\$ -</b>	<b>\$ -</b>	<b>\$ -</b>

# CAPITAL IMPROVEMENT PROGRAM

Fiscal Year 2017-2018



## Portal Park – Renovation Master Plan

Budget Unit 420-99-006



**Priority:** 2  
**CIP Category:** 2  
**Location:** Portal Park  
**Estimated Project Costs:** \$50,000

### DESCRIPTION

Develop a master plan for the renovation of Portal Park. Include a community outreach process to inform the plan. This project may result in a future renovation project that could range from \$ 500,000 to \$ 2,000,000, subject to the outcome of the master plan process.

### PROJECT JUSTIFICATION

Portal Park has some facilities from the original construction in the 1960s that can no longer be used as intended. Areas of the park are underutilized for this reason. A process to obtain community input and consensus will inform future plans to renovate portions of the park.

### STATUS

Subject to the outcome of the Citywide Parks and Recreation System Master Plan, initiate project FY 2018-19.

## FISCAL IMPACT

The following table outlines the project budget, prior year and projected costs and funding sources for the next five years including any anticipated impacts to the operating budget:

Project Expenditures	Project Budget	Prior Years	FY 2018	FY 2019	FY 2020	FY 2021	FY 2022
Pre-Construction	\$ 50,000	\$ -	\$ -	\$ 50,000		\$ -	\$ -
Construction	\$ -	-	-	-	-	-	-
<b>Total Project Expenditures</b>	<b>\$ 50,000</b>	<b>\$ -</b>	<b>\$ -</b>	<b>\$ 50,000</b>	<b>\$ -</b>	<b>\$ -</b>	<b>\$ -</b>
<b>Funding Sources</b>							
City – General Fund	\$ 50,000	\$ -	\$ -	\$ 50,000		\$ -	\$ -
Park Dedication Fees	\$ -	-	-	-	-	-	-
Storm Drain Fees	\$ -	-	-	-	-	-	-
Enterprise Funds	\$ -	-	-	-	-	-	-
Gas Tax	\$ -	-	-	-	-	-	-
Other – Grants	\$ -	-	-	-	-	-	-
<b>Total Project Funding</b>	<b>\$ 50,000</b>	<b>\$ -</b>	<b>\$ -</b>	<b>\$ 50,000</b>	<b>\$ -</b>	<b>\$ -</b>	<b>\$ -</b>
<b>Funding Not Yet Identified</b>	<b>\$ -</b>	<b>\$ -</b>	<b>\$ -</b>	<b>\$ -</b>	<b>\$ -</b>	<b>\$ -</b>	<b>\$ -</b>

New Operating Expenditures	Operating Budget	Prior Years	FY 2018	FY 2019	FY 2020	FY 2021	FY 2022
Maintenance	\$ -	\$ -	\$ -	\$ -	\$ -	\$ -	\$ -
Other Operating Costs	\$ -	-	-	-	-	-	-
<b>Total Operating Expenditures</b>	<b>\$ -</b>	<b>\$ -</b>	<b>\$ -</b>	<b>\$ -</b>	<b>\$ -</b>	<b>\$ -</b>	<b>\$ -</b>
<b>Funding Sources</b>							
City – General Fund	\$ -	\$ -	\$ -	\$ -	\$ -	\$ -	\$ -
Park Dedication Fees	\$ -	-	-	-	-	-	-
Storm Drain Fees	\$ -	-	-	-	-	-	-
Enterprise Funds	\$ -	-	-	-	-	-	-
Gas Tax	\$ -	-	-	-	-	-	-
Other – Grants	\$ -	-	-	-	-	-	-
<b>Total Project Funding</b>	<b>\$ -</b>	<b>\$ -</b>	<b>\$ -</b>	<b>\$ -</b>	<b>\$ -</b>	<b>\$ -</b>	<b>\$ -</b>

# CAPITAL IMPROVEMENT PROGRAM

Fiscal Year 2017-2018



## Storm Drain Improvements - Homestead Road

Budget Unit 270-99-029



**Priority:** 2  
**CIP Category:** 2  
**Location:** Homestead Road between Bluejay Dr. and Blaney Ave.  
**Estimated Project Costs:** \$2,398,000

### DESCRIPTION

Design and construct a parallel system to the existing storm system to provide additional capacity as identified in the City's Storm Drainage Master Plan (SDMP).

### PROJECT JUSTIFICATION

Alleviate local flooding and provide adequate downstream capacity for the buildout of the SDMP. This project is Priority No. 2 in the SDMP.

### STATUS

Initiate the project in FY 2018-19.

## FISCAL IMPACT

The following table outlines the project budget, prior year and projected costs and funding sources for the next five years including any anticipated impacts to the operating budget:

Project Expenditures	Project Budget	Prior Years	FY 2018	FY 2019	FY 2020	FY 2021	FY 2022
Pre-Construction	\$ 719,000	\$ -	\$ -	\$ 719,000		\$ -	\$ -
Construction	\$ 1,679,000	-	-	1,679,000		-	-
<b>Total Project Expenditures</b>	<b>\$ 2,398,000</b>	<b>\$ -</b>	<b>\$ -</b>	<b>\$ 2,398,000</b>	<b>\$ -</b>	<b>\$ -</b>	<b>\$ -</b>
<b>Funding Sources</b>							
City – General Fund	\$ -	\$ -	\$ -			\$ -	\$ -
Park Dedication Fees	-	-	-	-	-	-	-
Storm Drain Fees	-	-	-	-	-	-	-
Enterprise Funds	-	-	-	-	-	-	-
Gas Tax	\$ 2,398,000	-	-	2,398,000	-	-	-
Other – Grants	-	-	-	-	-	-	-
<b>Total Project Funding</b>	<b>\$ 2,398,000</b>	<b>\$ -</b>	<b>\$ -</b>	<b>\$ 2,398,000</b>	<b>\$ -</b>	<b>\$ -</b>	<b>\$ -</b>
<b>Funding Not Yet Identified</b>	<b>\$ -</b>	<b>\$ -</b>	<b>\$ -</b>	<b>\$ -</b>	<b>\$ -</b>	<b>\$ -</b>	<b>\$ -</b>

New Operating Expenditures	Operating Budget	Prior Years	FY 2018	FY 2019	FY 2020	FY 2021	FY 2022
Maintenance	\$ -	\$ -	\$ -	\$ -	\$ -	\$ -	\$ -
Other Operating Costs	-	-	-	-	-	-	-
<b>Total Operating Expenditures</b>	<b>\$ -</b>	<b>\$ -</b>	<b>\$ -</b>	<b>\$ -</b>	<b>\$ -</b>	<b>\$ -</b>	<b>\$ -</b>
<b>Funding Sources</b>							
City – General Fund	\$ -	\$ -	\$ -	\$ -	\$ -	\$ -	\$ -
Park Dedication Fees	-	-	-	-	-	-	-
Storm Drain Fees	-	-	-	-	-	-	-
Enterprise Funds	-	-	-	-	-	-	-
Gas Tax	-	-	-	-	-	-	-
Other – Grants	-	-	-	-	-	-	-
<b>Total Project Funding</b>	<b>\$ -</b>	<b>\$ -</b>	<b>\$ -</b>	<b>\$ -</b>	<b>\$ -</b>	<b>\$ -</b>	<b>\$ -</b>

# CAPITAL IMPROVEMENT PROGRAM

Fiscal Year 2017-2018



## Wilson Park - Renovation Master Plan

Budget Unit 580-90-909



**Priority:** 2  
**CIP Category:** 2  
**Location:** Wilson Park  
**Estimated Project Costs:** \$50,000

### DESCRIPTION

Develop a master plan for the renovation of the east side of Wilson Park. The planning process will include community input. This project may result in a future renovation projects that could range from \$ 500,000 to \$ 2,000,000, subject to the outcome of the master plan process.

### PROJECT JUSTIFICATION

Wilson Park has sport fields on the west side of the park and the east side of the park is potentially underutilized. A process to obtain community input and consensus will assist in formulating a plan to renovate portions of the park.

### STATUS

Subject to the outcome of the Citywide Parks and Recreation System Master Plan, initiate project in FY 2019-20.



## FISCAL IMPACT

The following table outlines the project budget, prior year and projected costs and funding sources for the next five years including any anticipated impacts to the operating budget:

Project Expenditures	Project Budget	Prior Years	FY 2018	FY 2019	FY 2020	FY 2021	FY 2022
Pre-Construction	\$ 50,000	\$ -	\$ -		\$ 50,000	\$ -	\$ -
Construction	\$ -	-	-	-	-	-	-
<b>Total Project Expenditures</b>	<b>\$ 50,000</b>	<b>\$ -</b>	<b>\$ -</b>	<b>\$ -</b>	<b>\$ 50,000</b>	<b>\$ -</b>	<b>\$ -</b>
<b>Funding Sources</b>							
City – General Fund	\$ -	\$ -	\$ -			\$ -	\$ -
Park Dedication Fees	\$ -	-	-	-	-	-	-
Storm Drain Fees	\$ -	-	-	-	-	-	-
Enterprise Funds	\$ 50,000	-	-	-	50,000	-	-
Gas Tax	\$ -	-	-	-	-	-	-
Other – Grants	\$ -	-	-	-	-	-	-
<b>Total Project Funding</b>	<b>\$ 50,000</b>	<b>\$ -</b>	<b>\$ -</b>	<b>\$ -</b>	<b>\$ 50,000</b>	<b>\$ -</b>	<b>\$ -</b>
<b>Funding Not Yet Identified</b>	<b>\$ -</b>	<b>\$ -</b>	<b>\$ -</b>	<b>\$ -</b>	<b>\$ -</b>	<b>\$ -</b>	<b>\$ -</b>

New Operating Expenditures	Operating Budget	Prior Years	FY 2018	FY 2019	FY 2020	FY 2021	FY 2022
Maintenance	\$ -	\$ -	\$ -	\$ -	\$ -	\$ -	\$ -
Other Operating Costs	\$ -	-	-	-	-	-	-
<b>Total Operating Expenditures</b>	<b>\$ -</b>	<b>\$ -</b>	<b>\$ -</b>	<b>\$ -</b>	<b>\$ -</b>	<b>\$ -</b>	<b>\$ -</b>
<b>Funding Sources</b>							
City – General Fund	\$ -	\$ -	\$ -	\$ -	\$ -	\$ -	\$ -
Park Dedication Fees	\$ -	-	-	-	-	-	-
Storm Drain Fees	\$ -	-	-	-	-	-	-
Enterprise Funds	\$ -	-	-	-	-	-	-
Gas Tax	\$ -	-	-	-	-	-	-
Other – Grants	\$ -	-	-	-	-	-	-
<b>Total Project Funding</b>	<b>\$ -</b>	<b>\$ -</b>	<b>\$ -</b>	<b>\$ -</b>	<b>\$ -</b>	<b>\$ -</b>	<b>\$ -</b>

**CATEGORY 3:  
NEW PROJECTS – UNFUNDED**

(this page intentionally left blank)

# CAPITAL IMPROVEMENT PROGRAM

Fiscal Year 2017-2018



## Service Center - Replacement Administration Building with EOC



**Priority:** 2  
**CIP Category:** 3  
**Location:** Service Center  
**Estimated Project Costs:** \$15,000,000

### DESCRIPTION

Design and construction of a new administration building with an EOC.

### PROJECT JUSTIFICATION

The current Service Center Administration building, built in the late 1970's, is inadequate for meeting current staffing levels. The City does not have an Emergency Operations Center (EOC) to manage emergency responses, which would largely be implemented from the Service Center. A new administration building will provide adequate, efficient office, meeting, and training space for city staff and an EOC, in a structurally compliant building. A feasibility study completed in spring 2017 provides design options and cost estimates for building a new administration/EOC building at the Service Center. The study proposes a conceptual plan that would accommodate space for some modest future growth of Service Center staffing, as well as allow up to ten staff from the overcrowded City Hall to be relocated to the Service Center. The estimated all-inclusive project cost for the proposed conceptual plan is approximately \$15 million.

(this page intentionally left blank)

**CATEGORY 4:  
EXISTING PROJECTS – MULTI-YEAR  
FUNDING**

(this page intentionally left blank)

# CAPITAL IMPROVEMENT PROGRAM

Fiscal Year 2017-2018



## 2016 Bike Plan Implementation

Budget Unit 420-99-036



**Priority:** 1  
**CIP Category:** 4  
**Location:** Various Locations  
**Estimated Project Costs:** \$7,266,000

### DESCRIPTION

Design and construct high priority improvements of the 2016 Bicycle Transportation Plan. The following projects are proposed to continue or begin in FY 2017-18:

- I-280 Channel Trail Feasibility Study (\$250,000)
- UPRR Trail Feasibility Study (\$250,000)
- Bicycle Wayfinding Program (\$60,000)
- McClellan Road Bike Corridor
  - Phase 1 to include:
    - i. Byrne to Bubb Separated Bike Lane, Design and Construction (\$1,200,000)
    - ii. Bubb to Stelling Separated Bike Lane, Design and Construction (\$293,000)
    - iii. De Anza/McClellan Intersection, Design Only (\$300,000)
    - iv. Regnart Creek Trail, Design Only (\$100,000)
    - v. McClellan Road Bike Corridor Reserve (\$2,750,000)
- Bicycle Boulevards Implementation (\$1,417,000)

### PROJECT JUSTIFICATION

The 2016 Bicycle Transportation Plan identifies improvement needed and priorities to enhance and promote safer bicycle transportation in the City.



## STATUS

A Consultant hired to assist with developing concepts for Class III and Class IV (Separated) bike lanes identified in Bike Plan. A final feasibility study for Class IV bike lanes was completed, with engineering design now following. Public outreach for and design of Class III bike boulevards is anticipated in spring through summer 2017. An RFP for the Union Pacific Trail and I-280 trail is currently advertised.

## FISCAL IMPACT

The following table outlines the project budget, prior year and projected costs and funding sources for the next five years including any anticipated impacts to the operating budget:

Project Expenditures	Project Budget	Prior Years	FY 2018	FY 2019	FY 2020	FY 2021	FY 2022
Pre-Construction	\$ 2,397,780	\$ 1,077,780	\$ 1,320,000				
Construction	\$ 4,868,220	2,188,220	2,680,000				
<b>Total Project Expenditures</b>	<b>\$ 7,266,000</b>	<b>\$ 3,266,000</b>	<b>\$ 4,000,000</b>	<b>\$ -</b>	<b>\$ -</b>	<b>\$ -</b>	<b>\$ -</b>
<b>Funding Sources</b>							
City – General Fund	\$ 7,266,000	\$ 3,266,000	\$ 4,000,000				
Park Dedication Fees	\$ -	-	-	-	-	-	-
Storm Drain Fees	\$ -	-	-	-	-	-	-
Enterprise Funds	\$ -	-	-	-	-	-	-
Gas Tax	\$ -	-	-	-	-	-	-
Other – Grants	\$ -	-	-	-	-	-	-
<b>Total Project Funding</b>	<b>\$ 7,266,000</b>	<b>\$ 3,266,000</b>	<b>\$ 4,000,000</b>	<b>\$ -</b>	<b>\$ -</b>	<b>\$ -</b>	<b>\$ -</b>
<b>Funding Not Yet Identified</b>	<b>\$ -</b>	<b>\$ -</b>	<b>\$ -</b>	<b>\$ -</b>	<b>\$ -</b>	<b>\$ -</b>	<b>\$ -</b>

New Operating Expenditures	Operating Budget	Prior Years	FY 2018	FY 2019	FY 2020	FY 2021	FY 2022
Maintenance	\$ -	\$ -	\$ -	\$ -	\$ -	\$ -	\$ -
Other Operating Costs	\$ -	-	-	-	-	-	-
<b>Total Operating Expenditures</b>	<b>\$ -</b>	<b>\$ -</b>	<b>\$ -</b>	<b>\$ -</b>	<b>\$ -</b>	<b>\$ -</b>	<b>\$ -</b>
<b>Funding Sources</b>							
City – General Fund	\$ -	\$ -	\$ -	\$ -	\$ -	\$ -	\$ -
Park Dedication Fees	\$ -	-	-	-	-	-	-
Storm Drain Fees	\$ -	-	-	-	-	-	-
Enterprise Funds	\$ -	-	-	-	-	-	-
Gas Tax	\$ -	-	-	-	-	-	-
Other – Grants	\$ -	-	-	-	-	-	-
<b>Total Project Funding</b>	<b>\$ -</b>	<b>\$ -</b>	<b>\$ -</b>	<b>\$ -</b>	<b>\$ -</b>	<b>\$ -</b>	<b>\$ -</b>

Approximately \$250,000 in Development In-lieu funds are applicable to this project.

# CAPITAL IMPROVEMENT PROGRAM

Fiscal Year 2017-2018



## ADA Improvements

Budget Unit 420-99-007



**Priority:** 1  
**CIP Category:** 4  
**Location:** Various Locations  
**Estimated Project Costs:** \$545,000 (\$75,000 annually)

### DESCRIPTION

Implement ADA improvements annually.

### PROJECT JUSTIFICATION

An update of the City's ADA Transition Plan was completed in April 2015. The plan identifies improvements needed and priorities to achieve compliance with ADA in public buildings, parks, and the public right of way.

### STATUS

A project at Jollyman and Varian Parks will implement walkway improvements summer/fall 2017. A project at the City Hall site will improve curb ramps.

## FISCAL IMPACT

The following table outlines the project budget, prior year and projected costs and funding sources for the next five years including any anticipated impacts to the operating budget:

Project Expenditures	Project Budget	Prior Years	FY 2018	FY 2019	FY 2020	FY 2021	FY 2022
Pre-Construction	\$ 180,000	\$ 50,000	\$ 30,000	\$ 25,000	\$ 25,000	\$ 25,000	\$ 25,000
Construction	\$ 365,000	100,000	65,000	50,000	50,000	50,000	50,000
<b>Total Project Expenditures</b>	<b>\$ 545,000</b>	<b>\$ 150,000</b>	<b>\$ 95,000</b>	<b>\$ 75,000</b>	<b>\$ 75,000</b>	<b>\$ 75,000</b>	<b>\$ 75,000</b>
<b>Funding Sources</b>							
City – General Fund	\$ 545,000	\$ 150,000	\$ 95,000	\$ 75,000	\$ 75,000	\$ 75,000	\$ 75,000
Park Dedication Fees	\$ -	-	-	-	-	-	-
Storm Drain Fees	\$ -	-	-	-	-	-	-
Enterprise Funds	\$ -	-	-	-	-	-	-
Gas Tax	\$ -	-	-	-	-	-	-
Other – Grants	\$ -	-	-	-	-	-	-
<b>Total Project Funding</b>	<b>\$ 545,000</b>	<b>\$ 150,000</b>	<b>\$ 95,000</b>	<b>\$ 75,000</b>	<b>\$ 75,000</b>	<b>\$ 75,000</b>	<b>\$ 75,000</b>
<b>Funding Not Yet Identified</b>	<b>\$ -</b>	<b>\$ -</b>	<b>\$ -</b>	<b>\$ -</b>	<b>\$ -</b>	<b>\$ -</b>	<b>\$ -</b>

New Operating Expenditures	Operating Budget	Prior Years	FY 2018	FY 2019	FY 2020	FY 2021	FY 2022
Maintenance	\$ -	\$ -	\$ -	\$ -	\$ -	\$ -	\$ -
Other Operating Costs	\$ -	-	-	-	-	-	-
<b>Total Operating Expenditures</b>	<b>\$ -</b>	<b>\$ -</b>	<b>\$ -</b>	<b>\$ -</b>	<b>\$ -</b>	<b>\$ -</b>	<b>\$ -</b>
<b>Funding Sources</b>							
City – General Fund	\$ -	\$ -	\$ -	\$ -	\$ -	\$ -	\$ -
Park Dedication Fees	\$ -	-	-	-	-	-	-
Storm Drain Fees	\$ -	-	-	-	-	-	-
Enterprise Funds	\$ -	-	-	-	-	-	-
Gas Tax	\$ -	-	-	-	-	-	-
Other – Grants	\$ -	-	-	-	-	-	-
<b>Total Project Funding</b>	<b>\$ -</b>	<b>\$ -</b>	<b>\$ -</b>	<b>\$ -</b>	<b>\$ -</b>	<b>\$ -</b>	<b>\$ -</b>

# CAPITAL IMPROVEMENT PROGRAM

Fiscal Year 2017-2018



## McClellan Ranch – Community Garden Improvements – Conceptual Planning & Design

Budget Unit 420-99-004



**Priority:** 1  
**CIP Category:** 4  
**Location:** McClellan Ranch Preserve  
**Estimated Project Costs:** \$100,000

### DESCRIPTION

Prepare a feasibility analysis and preliminary/conceptual design to develop a plan and strategy for improvement of the community garden. The process will include input from the gardener community. Considerations will include plot layout, garden paths and accessibility to and within the garden, perimeter fencing and irrigation distribution system.

### PROJECT JUSTIFICATION

The existing fence around the community garden is failing in many places and is unreliable as a secure enclosure. The impact of rodents on the garden produce is pervasive and persistent. The garden irrigation system is maintenance intensive and insufficient to meet the needs of the garden. The existing garden plot sizing is variable; the garden should be reconfigured for regular plot sizes.

### STATUS

Project initiated in spring 2017.

## FISCAL IMPACT

The following table outlines the project budget, prior year and projected costs and funding sources for the next five years including any anticipated impacts to the operating budget:

Project Expenditures	Project Budget	Prior Years	FY 2018	FY 2019	FY 2020	FY 2021	FY 2022
Pre-Construction	\$ 100,000	\$ 30,000	\$ 70,000		\$ -	\$ -	\$ -
Construction	\$ -	-	-	-	-	-	-
<b>Total Project Expenditures</b>	<b>\$ 100,000</b>	<b>\$ 30,000</b>	<b>\$ 70,000</b>	<b>\$ -</b>	<b>\$ -</b>	<b>\$ -</b>	<b>\$ -</b>
<b>Funding Sources</b>							
City – General Fund	\$ 100,000	\$ 30,000	\$ 70,000		\$ -	\$ -	\$ -
Park Dedication Fees	\$ -	-	-	-	-	-	-
Storm Drain Fees	\$ -	-	-	-	-	-	-
Enterprise Funds	\$ -	-	-	-	-	-	-
Gas Tax	\$ -	-	-	-	-	-	-
Other – Grants	\$ -	-	-	-	-	-	-
<b>Total Project Funding</b>	<b>\$ 100,000</b>	<b>\$ 30,000</b>	<b>\$ 70,000</b>	<b>\$ -</b>	<b>\$ -</b>	<b>\$ -</b>	<b>\$ -</b>
<b>Funding Not Yet Identified</b>	<b>\$ -</b>	<b>\$ -</b>	<b>\$ -</b>	<b>\$ -</b>	<b>\$ -</b>	<b>\$ -</b>	<b>\$ -</b>

New Operating Expenditures	Operating Budget	Prior Years	FY 2018	FY 2019	FY 2020	FY 2021	FY 2022
Maintenance	\$ -	\$ -	\$ -	\$ -	\$ -	\$ -	\$ -
Other Operating Costs	\$ -	-	-	-	-	-	-
<b>Total Operating Expenditures</b>	<b>\$ -</b>	<b>\$ -</b>	<b>\$ -</b>	<b>\$ -</b>	<b>\$ -</b>	<b>\$ -</b>	<b>\$ -</b>
<b>Funding Sources</b>							
City – General Fund	\$ -	\$ -	\$ -	\$ -	\$ -	\$ -	\$ -
Park Dedication Fees	\$ -	-	-	-	-	-	-
Storm Drain Fees	\$ -	-	-	-	-	-	-
Enterprise Funds	\$ -	-	-	-	-	-	-
Gas Tax	\$ -	-	-	-	-	-	-
Other – Grants	\$ -	-	-	-	-	-	-
<b>Total Project Funding</b>	<b>\$ -</b>	<b>\$ -</b>	<b>\$ -</b>	<b>\$ -</b>	<b>\$ -</b>	<b>\$ -</b>	<b>\$ -</b>

# CAPITAL IMPROVEMENT PROGRAM

Fiscal Year 2017-2018



## McClellan Ranch West Parking Lot Improvement

Budget Unit 420-99-030



**Priority:** 1  
**CIP Category:** 4  
**Location:** McClellan Ranch West  
**Estimated Project Costs:** \$950,000

### DESCRIPTION

Design and construct a new “green” meadow-style parking lot that is compatible with the creek environment at McClellan Ranch West, which will be designed to have minimal impact to the site.

### PROJECT JUSTIFICATION

The McClellan Ranch West site has been used informally for staff and overflow parking without a suitable, stable surface, and which is not available for use during wet weather due to mud. The opening of the Environmental Education Center in 2015 has increased the parking demand at McClellan Ranch Preserve. The removal of the Simms house on the McClellan Ranch West site advances the option to provide the additional parking that is needed by providing a suitable parking surface.

### STATUS

Design development is complete. The design process identified additional elements recommended for occasional night use and all-weather/season use, and for efficient maintenance and management of the proposed parking lot. Additional funding in FY 2017/18 will be required to advance the project to construction.

## FISCAL IMPACT

The following table outlines the project budget, prior year and projected costs and funding sources for the next five years including any anticipated impacts to the operating budget:

Project Expenditures	Project Budget	Prior Years	FY 2018	FY 2019	FY 2020	FY 2021	FY 2022
Pre-Construction	\$ 300,000	\$ 120,000	\$ 180,000	\$ -	\$ -	\$ -	\$ -
Construction	\$ 650,000	280,000	370,000	-	-	-	-
<b>Total Project Expenditures</b>	<b>\$ 950,000</b>	<b>\$ 400,000</b>	<b>\$ 550,000</b>	<b>\$ -</b>	<b>\$ -</b>	<b>\$ -</b>	<b>\$ -</b>
<b>Funding Sources</b>							
City – General Fund	\$ 950,000	\$ 400,000	\$ 550,000	\$ -	\$ -	\$ -	\$ -
Park Dedication Fees	-	-	-	-	-	-	-
Storm Drain Fees	-	-	-	-	-	-	-
Enterprise Funds	-	-	-	-	-	-	-
Gas Tax	-	-	-	-	-	-	-
Other – Grants	-	-	-	-	-	-	-
<b>Total Project Funding</b>	<b>\$ 950,000</b>	<b>\$ 400,000</b>	<b>\$ 550,000</b>	<b>\$ -</b>	<b>\$ -</b>	<b>\$ -</b>	<b>\$ -</b>
<b>Funding Not Yet Identified</b>	<b>\$ -</b>	<b>\$ -</b>	<b>\$ -</b>	<b>\$ -</b>	<b>\$ -</b>	<b>\$ -</b>	<b>\$ -</b>

New Operating Expenditures	Operating Budget	Prior Years	FY 2018	FY 2019	FY 2020	FY 2021	FY 2022
Maintenance	\$ -	\$ -	\$ -	\$ 500	\$ 500	\$ 500	\$ 500
Other Operating Costs	-	-	-	-	-	-	-
<b>Total Operating Expenditures</b>	<b>\$ -</b>	<b>\$ -</b>	<b>\$ -</b>	<b>\$ 500</b>	<b>\$ 500</b>	<b>\$ 500</b>	<b>\$ 500</b>
<b>Funding Sources</b>							
City – General Fund	\$ -	\$ -	\$ -	\$ 500	\$ 500	\$ 500	\$ 500
Park Dedication Fees	-	-	-	-	-	-	-
Storm Drain Fees	-	-	-	-	-	-	-
Enterprise Funds	-	-	-	-	-	-	-
Gas Tax	-	-	-	-	-	-	-
Other – Grants	-	-	-	-	-	-	-
<b>Total Project Funding</b>	<b>\$ -</b>	<b>\$ -</b>	<b>\$ -</b>	<b>\$ 500</b>	<b>\$ 500</b>	<b>\$ 500</b>	<b>\$ 500</b>

# CAPITAL IMPROVEMENT PROGRAM

Fiscal Year 2017-2018



## Service Center Shed No. 3 Improvements

Budget Unit 420-99-034



**Priority:** 1  
**CIP Category:** 4  
**Location:** Service Center  
**Estimated Project Costs:** \$500,000

### DESCRIPTION

Design and construct a replacement for the existing Shed 3 to accommodate the landscape material and organic waste storage requirements, including durable walls and canopy.

### PROJECT JUSTIFICATION

Currently, loose landscape materials and waste are stored at the Service Center in outdoor material storage bays at Shed No. 3. The area of the bays is covered with a metal canopy to prevent moisture intrusion in the materials and as a stormwater protection. As part of the City's increasing waste diversion efforts, it now collects different types of organics from its sites to recycle, including food scraps. To support this program, there needs to be a sufficient number of storage bays at the Service Center to store the organic waste and keep the waste streams separate and covered until they can be collected by the City's recycling hauler. The existing material bays need to be reconfigured to accommodate the increasing demand for separate storage bays.

### STATUS

Initiated the project in the summer of FY 2016-17; anticipate construction in fall 2017.



## FISCAL IMPACT

The following table outlines the project budget, prior year and projected costs and funding sources for the next five years including any anticipated impacts to the operating budget:

Project Expenditures	Project Budget	Prior Years	FY 2018	FY 2019	FY 2020	FY 2021	FY 2022
Pre-Construction	\$ 100,000	\$ 100,000		\$ -	\$ -	\$ -	\$ -
Construction	\$ 400,000	-	400,000		-	-	-
<b>Total Project Expenditures</b>	<b>\$ 500,000</b>	<b>\$ 100,000</b>	<b>\$ 400,000</b>	<b>\$ -</b>	<b>\$ -</b>	<b>\$ -</b>	<b>\$ -</b>
<b>Funding Sources</b>							
City – General Fund	\$ 500,000	\$ 100,000	\$ 400,000		\$ -	\$ -	\$ -
Park Dedication Fees	-	-	-	-	-	-	-
Storm Drain Fees	-	-	-	-	-	-	-
Enterprise Funds	-	-	-	-	-	-	-
Gas Tax	-	-	-	-	-	-	-
Other – Grants	-	-	-	-	-	-	-
<b>Total Project Funding</b>	<b>\$ 500,000</b>	<b>\$ 100,000</b>	<b>\$ 400,000</b>	<b>\$ -</b>	<b>\$ -</b>	<b>\$ -</b>	<b>\$ -</b>
<b>Funding Not Yet Identified</b>	<b>\$ -</b>	<b>\$ -</b>	<b>\$ -</b>	<b>\$ -</b>	<b>\$ -</b>	<b>\$ -</b>	<b>\$ -</b>

New Operating Expenditures	Operating Budget	Prior Years	FY 2018	FY 2019	FY 2020	FY 2021	FY 2022
Maintenance	\$ -	\$ -	\$ -	\$ -	\$ -	\$ -	\$ -
Other Operating Costs	-	-	-	-	-	-	-
<b>Total Operating Expenditures</b>	<b>\$ -</b>	<b>\$ -</b>	<b>\$ -</b>	<b>\$ -</b>	<b>\$ -</b>	<b>\$ -</b>	<b>\$ -</b>
<b>Funding Sources</b>							
City – General Fund	\$ -	\$ -	\$ -	\$ -	\$ -	\$ -	\$ -
Park Dedication Fees	-	-	-	-	-	-	-
Storm Drain Fees	-	-	-	-	-	-	-
Enterprise Funds	-	-	-	-	-	-	-
Gas Tax	-	-	-	-	-	-	-
Other – Grants	-	-	-	-	-	-	-
<b>Total Project Funding</b>	<b>\$ -</b>	<b>\$ -</b>	<b>\$ -</b>	<b>\$ -</b>	<b>\$ -</b>	<b>\$ -</b>	<b>\$ -</b>

# CAPITAL IMPROVEMENT PROGRAM

Fiscal Year 2017-2018



## Sidewalk Improvements – Orange & Byrne

Budget Unit 270-90-958



**Priority:** 1  
**CIP Category:** 4  
**Location:** Orange & Byrne  
**Estimated Project Costs:** \$3,888,000

### DESCRIPTION

Acquire right-of-way as needed, design, and construct new sidewalks.

### PROJECT JUSTIFICATION

The Monta Vista neighborhood was annexed to the City without having standard right-of-way improvements, including sidewalks. Adding sidewalks to the neighborhood will improve pedestrian safety.

### STATUS

Initiated the project in spring of FY 2016-17. Land survey and other information gathering is underway.

## FISCAL IMPACT

The following table outlines the project budget, prior year and projected costs and funding sources for the next five years including any anticipated impacts to the operating budget:

Project Expenditures	Project Budget	Prior Years	FY 2018	FY 2019	FY 2020	FY 2021	FY 2022
Pre-Construction	\$ 620,000	\$ 500,000	\$ 120,000			\$ -	\$ -
Construction	\$ 3,268,000		3,268,000			-	-
<b>Total Project Expenditures</b>	<b>\$ 3,888,000</b>	<b>\$ 500,000</b>	<b>\$ 3,388,000</b>	<b>\$ -</b>	<b>\$ -</b>	<b>\$ -</b>	<b>\$ -</b>
<b>Funding Sources</b>							
City – General Fund	\$ -					\$ -	\$ -
Park Dedication Fees	\$ -	-	-	-	-	-	-
Storm Drain Fees	\$ -	-	-	-	-	-	-
Enterprise Funds	\$ -	-	-	-	-	-	-
Gas Tax	\$ 3,888,000	500,000	3,388,000	-	-	-	-
Other – Grants	\$ -	-	-	-	-	-	-
<b>Total Project Funding</b>	<b>\$ 3,888,000</b>	<b>\$ 500,000</b>	<b>\$ 3,388,000</b>	<b>\$ -</b>	<b>\$ -</b>	<b>\$ -</b>	<b>\$ -</b>
<b>Funding Not Yet Identified</b>	<b>\$ -</b>	<b>\$ -</b>	<b>\$ -</b>	<b>\$ -</b>	<b>\$ -</b>	<b>\$ -</b>	<b>\$ -</b>

New Operating Expenditures	Operating Budget	Prior Years	FY 2018	FY 2019	FY 2020	FY 2021	FY 2022
Maintenance	\$ -	\$ -	\$ -	\$ -	\$ -	\$ -	\$ -
Other Operating Costs	\$ -	-	-	-	-	-	-
<b>Total Operating Expenditures</b>	<b>\$ -</b>	<b>\$ -</b>	<b>\$ -</b>	<b>\$ -</b>	<b>\$ -</b>	<b>\$ -</b>	<b>\$ -</b>
<b>Funding Sources</b>							
City – General Fund	\$ -	\$ -	\$ -	\$ -	\$ -	\$ -	\$ -
Park Dedication Fees	\$ -	-	-	-	-	-	-
Storm Drain Fees	\$ -	-	-	-	-	-	-
Enterprise Funds	\$ -	-	-	-	-	-	-
Gas Tax	\$ -	-	-	-	-	-	-
Other – Grants	\$ -	-	-	-	-	-	-
<b>Total Project Funding</b>	<b>\$ -</b>	<b>\$ -</b>	<b>\$ -</b>	<b>\$ -</b>	<b>\$ -</b>	<b>\$ -</b>	<b>\$ -</b>

Approximately \$34,495 of Development In-Lieu funding is applicable this project.

# CAPITAL IMPROVEMENT PROGRAM

Fiscal Year 2017-2018



## Street Median Irrigation & Plant Replacement

Budget Unit 270-90-961



**Priority:** 1  
**CIP Category:** 4  
**Location:** Various Locations  
**Estimated Project Costs:** \$1,410,000

### DESCRIPTION

Design and construct replacement irrigation and plantings of street medians.

### PROJECT JUSTIFICATION

Cupertino has many mounded median islands which are difficult to irrigate efficiently. Since the installation of many of the City’s planted median islands, the approach to grading, planting, and maintaining them has changed as the desire to conserve resources has increased. Over that same time, irrigation products and systems have also improved efficiency. In addition, landscape plantings need to be replaced as they age out over time. Projects to renovate the median islands will refresh the plantings and improve the efficiency in the use of water and labor to maintain the systems.

### STATUS

Consultant has completed the master plan for the renovation of median islands on De Anza Boulevard. Design for initial phase to renovate the De Anza median islands between Bollinger Rd. and Rodrigues Ave. to begin spring/summer 2017. Anticipate construction spring 2018.

## FISCAL IMPACT

The following table outlines the project budget, prior year and projected costs and funding sources for the next five years including any anticipated impacts to the operating budget:

Project Expenditures	Project Budget	Prior Years	FY 2018	FY 2019	FY 2020	FY 2021	FY 2022
Pre-Construction	\$ 441,000	\$ 216,000	\$ 225,000	\$ -	\$ -	\$ -	\$ -
Construction	\$ 969,000	444,000	525,000	-	-	-	-
<b>Total Project Expenditures</b>	<b>\$ 1,410,000</b>	<b>\$ 660,000</b>	<b>\$ 750,000</b>	<b>\$ -</b>	<b>\$ -</b>	<b>\$ -</b>	<b>\$ -</b>
<b>Funding Sources</b>							
City – General Fund	\$ -			-	-	-	\$ -
Park Dedication Fees	\$ -	-	-	-	-	-	-
Storm Drain Fees	\$ -	-	-	-	-	-	-
Enterprise Funds	\$ -	-	-	-	-	-	-
Gas Tax	\$ 1,410,000	660,000	750,000	-	-	-	-
Other – Grants	\$ -	-	-	-	-	-	-
<b>Total Project Funding</b>	<b>\$ 1,410,000</b>	<b>\$ 660,000</b>	<b>\$ 750,000</b>	<b>\$ -</b>	<b>\$ -</b>	<b>\$ -</b>	<b>\$ -</b>
<b>Funding Not Yet Identified</b>	<b>\$ -</b>	<b>\$ -</b>	<b>\$ -</b>	<b>\$ -</b>	<b>\$ -</b>	<b>\$ -</b>	<b>\$ -</b>

New Operating Expenditures	Operating Budget	Prior Years	FY 2018	FY 2019	FY 2020	FY 2021	FY 2022
Maintenance	\$ (72,000)	\$ (4,000)	\$ (8,000)	\$ (12,000)	\$ (16,000)	\$ (16,000)	\$ (16,000)
Other Operating Costs	\$ (18,000)	(1,000)	(2,000)	(3,000)	(4,000)	(4,000)	(4,000)
<b>Total Operating Expenditures</b>	<b>\$ (90,000)</b>	<b>\$ (5,000)</b>	<b>\$ (10,000)</b>	<b>\$ (15,000)</b>	<b>\$ (20,000)</b>	<b>\$ (20,000)</b>	<b>\$ (20,000)</b>
<b>Funding Sources</b>							
City – General Fund	\$ (90,000)	\$ (5,000)	\$ (10,000)	\$ (15,000)	\$ (20,000)	\$ (20,000)	\$ (20,000)
Park Dedication Fees	\$ -	-	-	-	-	-	-
Storm Drain Fees	\$ -	-	-	-	-	-	-
Enterprise Funds	\$ -	-	-	-	-	-	-
Gas Tax	\$ -	-	-	-	-	-	-
Other – Grants	\$ -	-	-	-	-	-	-
<b>Total Project Funding</b>	<b>\$ (90,000)</b>	<b>\$ (5,000)</b>	<b>\$ (10,000)</b>	<b>\$ (15,000)</b>	<b>\$ (20,000)</b>	<b>\$ (20,000)</b>	<b>\$ (20,000)</b>

# CAPITAL IMPROVEMENT PROGRAM

Fiscal Year 2017-2018



## Tennis Court Resurfacing – Various Parks

Budget Unit 420-99-015



**Priority:** 1  
**CIP Category:** 4  
**Location:** Memorial Park, Varian Park and Monta Vista Park  
**Estimated Project Costs:** \$1,103,000

### DESCRIPTION

Over successive years, design and construct the resurfacing of the tennis courts at Memorial Park, Varian Park and Monta Vista Park.

### PROJECT JUSTIFICATION

The tennis courts at three park locations in the City provide active recreation to residents and they are well used. In order to maintain the quality of play the courts must be resurfaced periodically.

### STATUS

Initiated design for Memorial Park in winter of FY 2016-17. Contract awarded 3/21/17 for spring construction. Propose combining Varian and Monta Vista courts into a single project for FY 2017-18 construction.

## FISCAL IMPACT

The following table outlines the project budget, prior year and projected costs and funding sources for the next five years including any anticipated impacts to the operating budget:

Project Expenditures	Project Budget	Prior Years	FY 2018	FY 2019	FY 2020	FY 2021	FY 2022
Pre-Construction	\$ 340,000	\$ 190,000	\$ 150,000			\$ -	\$ -
Construction	\$ 763,000	398,000	365,000			-	-
<b>Total Project Expenditures</b>	<b>\$ 1,103,000</b>	<b>\$ 588,000</b>	<b>\$ 515,000</b>	<b>\$ -</b>	<b>\$ -</b>	<b>\$ -</b>	<b>\$ -</b>
<b>Funding Sources</b>							
City – General Fund	\$ 1,103,000	\$ 588,000	\$ 515,000			\$ -	\$ -
Park Dedication Fees	\$ -	-	-	-	-	-	-
Storm Drain Fees	\$ -	-	-	-	-	-	-
Enterprise Funds	\$ -	-	-	-	-	-	-
Gas Tax	\$ -	-	-	-	-	-	-
Other – Grants	\$ -	-	-	-	-	-	-
<b>Total Project Funding</b>	<b>\$ 1,103,000</b>	<b>\$ 588,000</b>	<b>\$ 515,000</b>	<b>\$ -</b>	<b>\$ -</b>	<b>\$ -</b>	<b>\$ -</b>
<b>Funding Not Yet Identified</b>	<b>\$ -</b>	<b>\$ -</b>	<b>\$ -</b>	<b>\$ -</b>	<b>\$ -</b>	<b>\$ -</b>	<b>\$ -</b>

New Operating Expenditures	Operating Budget	Prior Years	FY 2018	FY 2019	FY 2020	FY 2021	FY 2022
Maintenance	\$ -	\$ -	\$ -	\$ -	\$ -	\$ -	\$ -
Other Operating Costs	\$ -	-	-	-	-	-	-
<b>Total Operating Expenditures</b>	<b>\$ -</b>	<b>\$ -</b>	<b>\$ -</b>	<b>\$ -</b>	<b>\$ -</b>	<b>\$ -</b>	<b>\$ -</b>
<b>Funding Sources</b>							
City – General Fund	\$ -	\$ -	\$ -	\$ -	\$ -	\$ -	\$ -
Park Dedication Fees	\$ -	-	-	-	-	-	-
Storm Drain Fees	\$ -	-	-	-	-	-	-
Enterprise Funds	\$ -	-	-	-	-	-	-
Gas Tax	\$ -	-	-	-	-	-	-
Other – Grants	\$ -	-	-	-	-	-	-
<b>Total Project Funding</b>	<b>\$ -</b>	<b>\$ -</b>	<b>\$ -</b>	<b>\$ -</b>	<b>\$ -</b>	<b>\$ -</b>	<b>\$ -</b>

**CATEGORY 5:  
EXISTING PROJECTS –  
COMPLETELY FUNDED  
(TO BE CARRIED OVER)**



(this page intentionally left blank)

# CAPITAL IMPROVEMENT PROGRAM

Fiscal Year 2017-2018



## City Bridge Maintenance Repairs

Budget Unit 270-90-960



**Priority:** 1  
**CIP Category:** 5  
**Locations:** Stevens Creek Blvd., Homestead Rd. and McClellan Rd. at Stevens Creek  
Stevens Creek Blvd., Miller Ave. and Tantau Ave. at Calabazas Creek  
**Estimated Project Costs:** \$700,000

### DESCRIPTION

Design and construct bridge repairs recommended in the Caltrans report along with additional improvements to prolong the useful life of the bridges.

### PROJECT JUSTIFICATION

The City of Cupertino owns and maintains a total of seven vehicular bridges. Caltrans inspects these bridges and prepares a biennial report detailing the recommended repairs. Six of the seven bridges require rehabilitation. The required minor rehabilitation includes the repairs as recommended in the Caltrans Bridge Report as well as additional work to prolong the life and use of the bridges. Approximately 88% of the project costs are eligible for Federal reimbursement through Caltrans' Bridge Preventive Maintenance Program (BPMP).

### STATUS

The project has been programmed into the Bridge Preventive Maintenance Program administered by Caltrans and the City expects to be reimbursed for up to \$571,151 for this

project. The authorization to proceed with the Preliminary Engineering work and NEPA Certification was received in May 2016. The project design phase is underway.

**FISCAL IMPACT**

The following table outlines the project budget, prior year and projected costs and funding sources for the next five years including any anticipated impacts to the operating budget:

Project Expenditures	Project Budget	Prior Years	FY 2018	FY 2019	FY 2020	FY 2021	FY 2022
Pre-Construction	\$ 210,000	\$ 210,000		\$ -	\$ -	\$ -	\$ -
Construction	\$ 490,000	490,000		-	-	-	-
<b>Total Project Expenditures</b>	<b>\$ 700,000</b>	<b>\$ 700,000</b>	<b>\$ -</b>	<b>\$ -</b>	<b>\$ -</b>	<b>\$ -</b>	<b>\$ -</b>
<b>Funding Sources</b>							
City – General Fund	\$ -			\$ -	\$ -	\$ -	\$ -
Park Dedication Fees	\$ -	-	-	-	-	-	-
Storm Drain Fees	\$ -	-	-	-	-	-	-
Enterprise Funds	\$ -	-	-	-	-	-	-
Gas Tax	\$ 700,000	700,000	-	-	-	-	-
Other – Grants	\$ -	-	-	-	-	-	-
<b>Total Project Funding</b>	<b>\$ 700,000</b>	<b>\$ 700,000</b>	<b>\$ -</b>	<b>\$ -</b>	<b>\$ -</b>	<b>\$ -</b>	<b>\$ -</b>
<b>Funding Not Yet Identified</b>	<b>\$ -</b>	<b>\$ -</b>	<b>\$ -</b>	<b>\$ -</b>	<b>\$ -</b>	<b>\$ -</b>	<b>\$ -</b>

New Operating Expenditures	Operating Budget	Prior Years	FY 2018	FY 2019	FY 2020	FY 2021	FY 2022
Maintenance	\$ -	\$ -	\$ -	\$ -	\$ -	\$ -	\$ -
Other Operating Costs	-	-	-	-	-	-	-
<b>Total Operating Expenditures</b>	<b>\$ -</b>	<b>\$ -</b>	<b>\$ -</b>	<b>\$ -</b>	<b>\$ -</b>	<b>\$ -</b>	<b>\$ -</b>
<b>Funding Sources</b>							
City – General Fund	\$ -	\$ -	\$ -	\$ -	\$ -	\$ -	\$ -
Park Dedication Fees	\$ -	-	-	-	-	-	-
Storm Drain Fees	\$ -	-	-	-	-	-	-
Enterprise Funds	\$ -	-	-	-	-	-	-
Gas Tax	\$ -	-	-	-	-	-	-
Other – Grants	\$ -	-	-	-	-	-	-
<b>Total Project Funding</b>	<b>\$ -</b>	<b>\$ -</b>	<b>\$ -</b>	<b>\$ -</b>	<b>\$ -</b>	<b>\$ -</b>	<b>\$ -</b>

# CAPITAL IMPROVEMENT PROGRAM

Fiscal Year 2017-2018



## Citywide Parks and Recreation Master Plan

Budget Unit 420-99-045



**Priority:** 1  
**CIP Category:** 5  
**Location:** City Parks  
**Estimated Project Costs:** \$500,000

### DESCRIPTION

Prepare a long-range, city-wide park and recreation system master plan. The planning process will include an evaluation of the recreation services, a needs assessment, and substantial outreach to the community. The master plan will provide guidance regarding recreation services needs as well as future renovations and capital needs for recreation facilities, including parks and open space. The plan will provide guidance and recommendations on how to meet the future demand for recreation services and programming, operations, and establish priorities for facility improvements and acquisitions.

### PROJECT JUSTIFICATION

A comprehensive needs assessment and plan for recreation services will inform future capital improvements and operations for those services.

### STATUS

Per City Council authorization in January 2017, a consultant services has been executed with Moore Iacofano Goltsman and services are underway. In March site tours were conducted and a schedule was presented to the Parks and Recreation Commission. Next steps include formation of an advisory group, presentation of community input to date, and development of a vision and goals for the master plan.

## FISCAL IMPACT

The following table outlines the project budget, prior year and projected costs and funding sources for the next five years including any anticipated impacts to the operating budget:

Project Expenditures	Project Budget	Prior Years	FY 2018	FY 2019	FY 2020	FY 2021	FY 2022
Pre-Construction	\$ 500,000	\$ 500,000	\$ -	\$ -	\$ -	\$ -	\$ -
Construction	\$ -	-	-	-	-	-	-
<b>Total Project Expenditures</b>	<b>\$ 500,000</b>	<b>\$ 500,000</b>	<b>\$ -</b>	<b>\$ -</b>	<b>\$ -</b>	<b>\$ -</b>	<b>\$ -</b>
<b>Funding Sources</b>							
City – General Fund	\$ 500,000	\$ 500,000	\$ -	\$ -	\$ -	\$ -	\$ -
Park Dedication Fees	\$ -	-	-	-	-	-	-
Storm Drain Fees	\$ -	-	-	-	-	-	-
Enterprise Funds	\$ -	-	-	-	-	-	-
Gas Tax	\$ -	-	-	-	-	-	-
Other – Grants	\$ -	-	-	-	-	-	-
<b>Total Project Funding</b>	<b>\$ 500,000</b>	<b>\$ 500,000</b>	<b>\$ -</b>	<b>\$ -</b>	<b>\$ -</b>	<b>\$ -</b>	<b>\$ -</b>
<b>Funding Not Yet Identified</b>	<b>\$ -</b>	<b>\$ -</b>	<b>\$ -</b>	<b>\$ -</b>	<b>\$ -</b>	<b>\$ -</b>	<b>\$ -</b>

New Operating Expenditures	Operating Budget	Prior Years	FY 2018	FY 2019	FY 2020	FY 2021	FY 2022
Maintenance	\$ -	\$ -	\$ -	\$ -	\$ -	\$ -	\$ -
Other Operating Costs	\$ -	-	-	-	-	-	-
<b>Total Operating Expenditures</b>	<b>\$ -</b>	<b>\$ -</b>	<b>\$ -</b>	<b>\$ -</b>	<b>\$ -</b>	<b>\$ -</b>	<b>\$ -</b>
<b>Funding Sources</b>							
City – General Fund	\$ -	\$ -	\$ -	\$ -	\$ -	\$ -	\$ -
Park Dedication Fees	\$ -	-	-	-	-	-	-
Storm Drain Fees	\$ -	-	-	-	-	-	-
Enterprise Funds	\$ -	-	-	-	-	-	-
Gas Tax	\$ -	-	-	-	-	-	-
Other – Grants	\$ -	-	-	-	-	-	-
<b>Total Project Funding</b>	<b>\$ -</b>	<b>\$ -</b>	<b>\$ -</b>	<b>\$ -</b>	<b>\$ -</b>	<b>\$ -</b>	<b>\$ -</b>

# CAPITAL IMPROVEMENT PROGRAM

Fiscal Year 2017-2018



## Fiber Network Expansion to Service Center

Budget Unit 420-99-038



**Priority:** 1  
**CIP Category:** 5  
**Location:** Mary Ave. between Stevens Creek Blvd. and the Service Center  
**Estimated Project Costs:** \$350,000

### DESCRIPTION

Design for and install fiber optic cable along Mary Avenue between the intersection of Stevens Creek Boulevard and Mary Avenue and the City of Cupertino Service Center.

### PROJECT JUSTIFICATION

The Service Center currently has no direct communication and network connection to City Hall. A direct digital link between the two facilities would improve communication for city operations.

### STATUS

Design phase is in progress

.

## FISCAL IMPACT

The following table outlines the project budget, prior year and projected costs and funding sources for the next five years including any anticipated impacts to the operating budget:

Project Expenditures	Project Budget	Prior Years	FY 2018	FY 2019	FY 2020	FY 2021	FY 2022
Pre-Construction	\$ 105,000	\$ 105,000		\$ -	\$ -	\$ -	\$ -
Construction	\$ 245,000	245,000		-	-	-	-
<b>Total Project Expenditures</b>	<b>\$ 350,000</b>	<b>\$ 350,000</b>	<b>\$ -</b>	<b>\$ -</b>	<b>\$ -</b>	<b>\$ -</b>	<b>\$ -</b>
<b>Funding Sources</b>							
City – General Fund	\$ 350,000	\$ 350,000		\$ -	\$ -	\$ -	\$ -
Park Dedication Fees	-	-	-	-	-	-	-
Storm Drain Fees	-	-	-	-	-	-	-
Enterprise Funds	-	-	-	-	-	-	-
Gas Tax	-	-	-	-	-	-	-
Other – Grants	-	-	-	-	-	-	-
<b>Total Project Funding</b>	<b>\$ 350,000</b>	<b>\$ 350,000</b>	<b>\$ -</b>	<b>\$ -</b>	<b>\$ -</b>	<b>\$ -</b>	<b>\$ -</b>
<b>Funding Not Yet Identified</b>	<b>\$ -</b>	<b>\$ -</b>	<b>\$ -</b>	<b>\$ -</b>	<b>\$ -</b>	<b>\$ -</b>	<b>\$ -</b>

New Operating Expenditures	Operating Budget	Prior Years	FY 2018	FY 2019	FY 2020	FY 2021	FY 2022
Maintenance	\$ -	\$ -	\$ -	\$ -	\$ -	\$ -	\$ -
Other Operating Costs	-	-	-	-	-	-	-
<b>Total Operating Expenditures</b>	<b>\$ -</b>	<b>\$ -</b>	<b>\$ -</b>	<b>\$ -</b>	<b>\$ -</b>	<b>\$ -</b>	<b>\$ -</b>
<b>Funding Sources</b>							
City – General Fund	\$ -	\$ -	\$ -	\$ -	\$ -	\$ -	\$ -
Park Dedication Fees	-	-	-	-	-	-	-
Storm Drain Fees	-	-	-	-	-	-	-
Enterprise Funds	-	-	-	-	-	-	-
Gas Tax	-	-	-	-	-	-	-
Other – Grants	-	-	-	-	-	-	-
<b>Total Project Funding</b>	<b>\$ -</b>	<b>\$ -</b>	<b>\$ -</b>	<b>\$ -</b>	<b>\$ -</b>	<b>\$ -</b>	<b>\$ -</b>

# CAPITAL IMPROVEMENT PROGRAM

Fiscal Year 2017-2018



## Lawrence-Mitty Park

Budget Unit 280-99-009



**Priority:** 1  
**CIP Category:** 5  
**Location:** Lawrence Expressway and Mitty  
**Estimated Project Costs:** \$8,270,994

### DESCRIPTION

Develop a neighborhood park on several acres of land adjacent to Saratoga Creek, near the intersection of Lawrence Expressway and Mitty, which is currently owned by the County and within the City of San Jose. Acquire the land, annex the land, design and construct the park.

### PROJECT JUSTIFICATION

The City is under-served for neighborhood parks to meet the level of service goal of the City's General Plan. The east side of the City is particularly under-served.

### STATUS

Initiated the project in the fall of FY 2015-16. Discussions with property owner, Santa Clara Co., are underway and continue. Preliminary site investigation and land appraisal completed. Community tour of site and survey conducted in April 2017.



## FISCAL IMPACT

The following table outlines the project budget, prior year and projected costs and funding sources for the next five years including any anticipated impacts to the operating budget:

Project Expenditures	Project Budget	Prior Years	FY 2018	FY 2019	FY 2020	FY 2021	FY 2022
Pre-Construction	\$ 8,270,994	\$ 8,270,994	\$ -	\$ -	\$ -	\$ -	\$ -
Construction	\$ -	-	-	-	-	-	-
<b>Total Project Expenditures</b>	<b>\$ 8,270,994</b>	<b>\$ 8,270,994</b>	<b>\$ -</b>	<b>\$ -</b>	<b>\$ -</b>	<b>\$ -</b>	<b>\$ -</b>
<b>Funding Sources</b>							
City – General Fund	\$ -	\$ -	\$ -	\$ -	\$ -	\$ -	\$ -
Park Dedication Fees	\$ 8,270,994	8,270,994	-	-	-	-	-
Storm Drain Fees	\$ -	-	-	-	-	-	-
Enterprise Funds	\$ -	-	-	-	-	-	-
Gas Tax	\$ -	-	-	-	-	-	-
Other – Grants	\$ -	-	-	-	-	-	-
<b>Total Project Funding</b>	<b>\$ 8,270,994</b>	<b>\$ 8,270,994</b>	<b>\$ -</b>	<b>\$ -</b>	<b>\$ -</b>	<b>\$ -</b>	<b>\$ -</b>
<b>Funding Not Yet Identified</b>	<b>\$ -</b>	<b>\$ -</b>	<b>\$ -</b>	<b>\$ -</b>	<b>\$ -</b>	<b>\$ -</b>	<b>\$ -</b>

New Operating Expenditures	Operating Budget	Prior Years	FY 2018	FY 2019	FY 2020	FY 2021	FY 2022
Maintenance	\$ -	\$ -	TBD	TBD	TBD	TBD	TBD
Other Operating Costs	\$ -	-	TBD	TBD	TBD	TBD	TBD
<b>Total Operating Expenditures</b>	<b>\$ -</b>	<b>\$ -</b>	<b>TBD</b>	<b>TBD</b>	<b>TBD</b>	<b>TBD</b>	<b>TBD</b>
<b>Funding Sources</b>							
City – General Fund	\$ -	\$ -	TBD	TBD	TBD	TBD	TBD
Park Dedication Fees	\$ -	-	-	-	-	-	-
Storm Drain Fees	\$ -	-	-	-	-	-	-
Enterprise Funds	\$ -	-	-	-	-	-	-
Gas Tax	\$ -	-	-	-	-	-	-
Other – Grants	\$ -	-	-	-	-	-	-
<b>Total Project Funding</b>	<b>\$ -</b>	<b>\$ -</b>	<b>\$ -</b>	<b>\$ -</b>	<b>\$ -</b>	<b>\$ -</b>	<b>\$ -</b>

# CAPITAL IMPROVEMENT PROGRAM

Fiscal Year 2017-2018



## McClellan Ranch – Construct Trash Enclosure

Budget Unit 420-99-003



**Priority:** 1  
**CIP Category:** 5  
**Location:** McClellan Ranch Preserve by 4h  
**Estimated Project Costs:** \$154,000

### DESCRIPTION

Install a wood fence structure with gates on 3 sides of the existing trash and debris boxes. This would include a concrete pad for the boxes.

### PROJECT JUSTIFICATION

Currently the trash containers are in the open, visible from McClellan Road, and attract illegal dumping. Screening the trash containers will help discourage illegal dumping at McClellan Ranch Preserve.

### STATUS

Initiated project in the spring of 2017. Design phase underway.

## FISCAL IMPACT

The following table outlines the project budget, prior year and projected costs and funding sources for the next five years including any anticipated impacts to the operating budget:

Project Expenditures	Project Budget	Prior Years	FY 2018	FY 2019	FY 2020	FY 2021	FY 2022
Pre-Construction	\$ 50,000	\$ 50,000			\$ -	\$ -	\$ -
Construction	\$ 104,000	104,000	-	-	-	-	-
<b>Total Project Expenditures</b>	<b>\$ 154,000</b>	<b>\$ 154,000</b>	<b>\$ -</b>	<b>\$ -</b>	<b>\$ -</b>	<b>\$ -</b>	<b>\$ -</b>
<b>Funding Sources</b>							
City – General Fund	\$ 154,000	\$ 154,000			\$ -	\$ -	\$ -
Park Dedication Fees	\$ -	-	-	-	-	-	-
Storm Drain Fees	\$ -	-	-	-	-	-	-
Enterprise Funds	\$ -	-	-	-	-	-	-
Gas Tax	\$ -	-	-	-	-	-	-
Other – Grants	\$ -	-	-	-	-	-	-
<b>Total Project Funding</b>	<b>\$ 154,000</b>	<b>\$ 154,000</b>	<b>\$ -</b>	<b>\$ -</b>	<b>\$ -</b>	<b>\$ -</b>	<b>\$ -</b>
<b>Funding Not Yet Identified</b>	<b>\$ -</b>	<b>\$ -</b>	<b>\$ -</b>	<b>\$ -</b>	<b>\$ -</b>	<b>\$ -</b>	<b>\$ -</b>

New Operating Expenditures	Operating Budget	Prior Years	FY 2018	FY 2019	FY 2020	FY 2021	FY 2022
Maintenance	\$ 950	\$ -	\$ -	\$ 200	\$ 250	\$ 250	\$ 250
Other Operating Costs	\$ -	-	-	-	-	-	-
<b>Total Operating Expenditures</b>	<b>\$ 950</b>	<b>\$ -</b>	<b>\$ -</b>	<b>\$ 200</b>	<b>\$ 250</b>	<b>\$ 250</b>	<b>\$ 250</b>
<b>Funding Sources</b>							
City – General Fund	\$ 950	\$ -	\$ -	\$ 200	\$ 250	\$ 250	\$ 250
Park Dedication Fees	\$ -	-	-	-	-	-	-
Storm Drain Fees	\$ -	-	-	-	-	-	-
Enterprise Funds	\$ -	-	-	-	-	-	-
Gas Tax	\$ -	-	-	-	-	-	-
Other – Grants	\$ -	-	-	-	-	-	-
<b>Total Project Funding</b>	<b>\$ 950</b>	<b>\$ -</b>	<b>\$ -</b>	<b>\$ 200</b>	<b>\$ 250</b>	<b>\$ 250</b>	<b>\$ 250</b>

# CAPITAL IMPROVEMENT PROGRAM

Fiscal Year 2017-2018



## McClellan Road Sidewalk Improvements – Phase 2

Budget Unit 270-90-976



**Priority:** 1  
**CIP Category:** 5  
**Location:** McClellan Rd. between Orange and San Leandro Avenues  
**Estimated Project Costs:** \$2,035,000

### DESCRIPTION

Design and construct sidewalk improvements along McClellan Road between Orange Avenue and San Leandro Avenue

### PROJECT JUSTIFICATION

In 2013, staff completed a feasibility study for the installation of sidewalks along McClellan Road between Orange Avenue and San Leandro Avenue. McClellan Road has a high volume of pedestrian traffic due to the close proximity of Lincoln Elementary School, Kennedy Middle School and Monta Vista High School, and there are large segments of McClellan Road which currently lack sidewalks. Phase 1 of this project, which installs sidewalks along the less challenging segments, is currently being implemented. Phase 2 will install sidewalks along the remaining segments, which involve challenges such as acquiring right-of-way, relocation of utilities, etc., and will be implemented over a two-year period.

### STATUS

Design and engineering phase of project is underway. Class IV (separated) bike lane to be included in certain locations. A neighborhood meeting was held on Feb. 15, 2017, and discussions with abutting property owners have begun.

## FISCAL IMPACT

The following table outlines the project budget, prior year and projected costs and funding sources for the next five years including any anticipated impacts to the operating budget:

Project Expenditures	Project Budget	Prior Years	FY 2018	FY 2019	FY 2020	FY 2021	FY 2022
Pre-Construction	\$ 1,400,000	\$ 1,400,000	\$ -	\$ -	\$ -	\$ -	\$ -
Construction	\$ 635,000	635,000	-	-	-	-	-
<b>Total Project Expenditures</b>	<b>\$ 2,035,000</b>	<b>\$ 2,035,000</b>	<b>\$ -</b>	<b>\$ -</b>	<b>\$ -</b>	<b>\$ -</b>	<b>\$ -</b>
<b>Funding Sources</b>							
City – General Fund	\$ -		\$ -	\$ -	\$ -	\$ -	\$ -
Park Dedication Fees	\$ -	-	-	-	-	-	-
Storm Drain Fees	\$ -	-	-	-	-	-	-
Enterprise Funds	\$ -	-	-	-	-	-	-
Gas Tax	\$ 2,035,000	2,035,000	-	-	-	-	-
Other – Grants	\$ -	-	-	-	-	-	-
<b>Total Project Funding</b>	<b>\$ 2,035,000</b>	<b>\$ 2,035,000</b>	<b>\$ -</b>	<b>\$ -</b>	<b>\$ -</b>	<b>\$ -</b>	<b>\$ -</b>
<b>Funding Not Yet Identified</b>	<b>\$ -</b>	<b>\$ -</b>	<b>\$ -</b>	<b>\$ -</b>	<b>\$ -</b>	<b>\$ -</b>	<b>\$ -</b>

New Operating Expenditures	Operating Budget	Prior Years	FY 2018	FY 2019	FY 2020	FY 2021	FY 2022
Maintenance	\$ -	-	-	-	-	-	-
Other Operating Costs	\$ -	-	-	-	-	-	-
<b>Total Operating Expenditures</b>	<b>\$ -</b>	<b>\$ -</b>	<b>\$ -</b>	<b>\$ -</b>	<b>\$ -</b>	<b>\$ -</b>	<b>\$ -</b>
<b>Funding Sources</b>							
City – General Fund	\$ -	\$ -	\$ -	\$ -	\$ -	\$ -	\$ -
Park Dedication Fees	\$ -	-	-	-	-	-	-
Storm Drain Fees	\$ -	-	-	-	-	-	-
Enterprise Funds	\$ -	-	-	-	-	-	-
Gas Tax	\$ -	-	-	-	-	-	-
Other – Grants	\$ -	-	-	-	-	-	-
<b>Total Project Funding</b>	<b>\$ -</b>	<b>\$ -</b>	<b>\$ -</b>	<b>\$ -</b>	<b>\$ -</b>	<b>\$ -</b>	<b>\$ -</b>

# CAPITAL IMPROVEMENT PROGRAM

Fiscal Year 2017-2018



## Memorial Park Master Plan & Parking Study

Budget Unit 420-99-005



**Priority:** 1  
**CIP Category:** 5  
**Location:** Memorial Park  
**Estimated Project Costs:** \$150,000

### DESCRIPTION

Develop a master plan for the renovation Memorial Park and evaluate the parking needs for Memorial Park, Senior Center, Sports Center and the Quinlan Community Center. The project may result in a future renovation project.

### PROJECT JUSTIFICATION

A process to obtain community input and consensus will assist in formulating plans to renovate portions of the park including parking requirements and upgrades for surrounding facilities.

### STATUS

Project schedule is subject to the outcome of the Citywide Parks and Recreation System Master Plan.

## FISCAL IMPACT

The following table outlines the project budget, prior year and projected costs and funding sources for the next five years including any anticipated impacts to the operating budget:

Project Expenditures	Project Budget	Prior Years	FY 2018	FY 2019	FY 2020	FY 2021	FY 2022
Pre-Construction	\$ 150,000	\$ 150,000		\$ -	\$ -	\$ -	\$ -
Construction	\$ -	-	-	-	-	-	-
<b>Total Project Expenditures</b>	<b>\$ 150,000</b>	<b>\$ 150,000</b>	<b>\$ -</b>	<b>\$ -</b>	<b>\$ -</b>	<b>\$ -</b>	<b>\$ -</b>
<b>Funding Sources</b>							
City – General Fund	\$ 150,000	\$ 150,000		\$ -	\$ -	\$ -	\$ -
Park Dedication Fees	\$ -	-	-	-	-	-	-
Storm Drain Fees	\$ -	-	-	-	-	-	-
Enterprise Funds	\$ -	-	-	-	-	-	-
Gas Tax	\$ -	-	-	-	-	-	-
Other – Grants	\$ -	-	-	-	-	-	-
<b>Total Project Funding</b>	<b>\$ 150,000</b>	<b>\$ 150,000</b>	<b>\$ -</b>	<b>\$ -</b>	<b>\$ -</b>	<b>\$ -</b>	<b>\$ -</b>
<b>Funding Not Yet Identified</b>	<b>\$ -</b>	<b>\$ -</b>	<b>\$ -</b>	<b>\$ -</b>	<b>\$ -</b>	<b>\$ -</b>	<b>\$ -</b>

New Operating Expenditures	Operating Budget	Prior Years	FY 2018	FY 2019	FY 2020	FY 2021	FY 2022
Maintenance	\$ -	\$ -	\$ -	\$ -	\$ -	\$ -	\$ -
Other Operating Costs	\$ -	-	-	-	-	-	-
<b>Total Operating Expenditures</b>	<b>\$ -</b>	<b>\$ -</b>	<b>\$ -</b>	<b>\$ -</b>	<b>\$ -</b>	<b>\$ -</b>	<b>\$ -</b>
<b>Funding Sources</b>							
City – General Fund	\$ -	\$ -	\$ -	\$ -	\$ -	\$ -	\$ -
Park Dedication Fees	\$ -	-	-	-	-	-	-
Storm Drain Fees	\$ -	-	-	-	-	-	-
Enterprise Funds	\$ -	-	-	-	-	-	-
Gas Tax	\$ -	-	-	-	-	-	-
Other – Grants	\$ -	-	-	-	-	-	-
<b>Total Project Funding</b>	<b>\$ -</b>	<b>\$ -</b>	<b>\$ -</b>	<b>\$ -</b>	<b>\$ -</b>	<b>\$ -</b>	<b>\$ -</b>

# CAPITAL IMPROVEMENT PROGRAM

Fiscal Year 2017-2018



## Recreation Facilities Monument Signs

Budget Unit 420-99-031



**Priority:** 1  
**CIP Category:** 5  
**Location:** Various  
**Estimated Project Costs:** \$385,000

### DESCRIPTION

Design and construct new monument signs with lighting at the following locations:

McClellan Ranch Preserve	McClellan Ranch West	Blackberry Farm
Memorial Park	Sports Center	

### PROJECT JUSTIFICATION

The McClellan Ranch Preserve and Stevens Creek Corridor Signage Program was approved by Council in December 2014. The Signage Program prescribes a standardized and consistent look and feel for all signage along Stevens Creek.

The Signage Program provides a signage convention that can be applied to other recreation facilities in the city. The existing monument signs at several city facilities are outdated, worn, and in need of repair. This project will install new monument signs at five city facilities consistent with the Signage Program.

### STATUS

Initiated the project in the spring of FY 2016-17. Design and development of bid documents is underway.



## FISCAL IMPACT

The following table outlines the project budget, prior year and projected costs and funding sources for the next five years including any anticipated impacts to the operating budget:

Project Expenditures	Project Budget		Prior Years	FY 2018	FY 2019	FY 2020	FY 2021	FY 2022
Pre-Construction	\$	115,000	\$	115,000		\$ -	\$ -	\$ -
Construction	\$	270,000		270,000	-	-	-	-
<b>Total Project Expenditures</b>	<b>\$</b>	<b>385,000</b>	<b>\$</b>	<b>385,000</b>	<b>\$ -</b>	<b>\$ -</b>	<b>\$ -</b>	<b>\$ -</b>
<b>Funding Sources</b>								
City – General Fund	\$	385,000	\$	385,000		\$ -	\$ -	\$ -
Park Dedication Fees		-		-	-	-	-	-
Storm Drain Fees		-		-	-	-	-	-
Enterprise Funds		-		-	-	-	-	-
Gas Tax		-		-	-	-	-	-
Other – Grants		-		-	-	-	-	-
<b>Total Project Funding</b>	<b>\$</b>	<b>385,000</b>	<b>\$</b>	<b>385,000</b>	<b>\$ -</b>	<b>\$ -</b>	<b>\$ -</b>	<b>\$ -</b>
<b>Funding Not Yet Identified</b>	<b>\$</b>	<b>-</b>	<b>\$</b>	<b>-</b>	<b>\$ -</b>	<b>\$ -</b>	<b>\$ -</b>	<b>\$ -</b>

New Operating Expenditures	Operating Budget		Prior Years	FY 2018	FY 2019	FY 2020	FY 2021	FY 2022
Maintenance	\$	-	\$	-	\$ -	\$ -	\$ -	\$ -
Other Operating Costs		-		-	-	-	-	-
<b>Total Operating Expenditures</b>	<b>\$</b>	<b>-</b>	<b>\$</b>	<b>-</b>	<b>\$ -</b>	<b>\$ -</b>	<b>\$ -</b>	<b>\$ -</b>
<b>Funding Sources</b>								
City – General Fund	\$	-	\$	-	\$ -	\$ -	\$ -	\$ -
Park Dedication Fees		-		-	-	-	-	-
Storm Drain Fees		-		-	-	-	-	-
Enterprise Funds		-		-	-	-	-	-
Gas Tax		-		-	-	-	-	-
Other – Grants		-		-	-	-	-	-
<b>Total Project Funding</b>	<b>\$</b>	<b>-</b>	<b>\$</b>	<b>-</b>	<b>\$ -</b>	<b>\$ -</b>	<b>\$ -</b>	<b>\$ -</b>

# CAPITAL IMPROVEMENT PROGRAM

Fiscal Year 2017-2018



## Retaining Wall Repair – Cordova Road

Budget Unit 420-99-040



**Priority:** 1  
**CIP Category:** 5  
**Location:** West side of Cordova Road, north of San Juan Road  
**Estimated Project Costs:** \$350,000

### DESCRIPTION

Design and construct a project to replace the wood planks in the existing retaining wall.

### PROJECT JUSTIFICATION

There is an existing wall along Cordova Rd. that retains soil adjacent to private property. Some of the wood planks in the existing retaining wall have failed while most others have a pronounced bow, indicating that the surcharge is pushing the existing wall to its design limits and the risk of failure is high.

### STATUS

Initiated the project in 3<sup>rd</sup> quarter of FY 2016-17. Design and engineering underway. Anticipate summer 2017 construction.

## FISCAL IMPACT

The following table outlines the project budget, prior year and projected costs and funding sources for the next five years including any anticipated impacts to the operating budget:

Project Expenditures	Project Budget	Prior Years	FY 2018	FY 2019	FY 2020	FY 2021	FY 2022
Pre-Construction	\$ 105,000	\$ 105,000		\$ -	\$ -	\$ -	\$ -
Construction	\$ 245,000	245,000		-	-	-	-
<b>Total Project Expenditures</b>	<b>\$ 350,000</b>	<b>\$ 350,000</b>	<b>\$ -</b>	<b>\$ -</b>	<b>\$ -</b>	<b>\$ -</b>	<b>\$ -</b>
<b>Funding Sources</b>							
City – General Fund	\$ 350,000	\$ 350,000		\$ -	\$ -	\$ -	\$ -
Park Dedication Fees	-	-	-	-	-	-	-
Storm Drain Fees	-	-	-	-	-	-	-
Enterprise Funds	-	-	-	-	-	-	-
Gas Tax	-	-	-	-	-	-	-
Other – Grants	-	-	-	-	-	-	-
<b>Total Project Funding</b>	<b>\$ 350,000</b>	<b>\$ 350,000</b>	<b>\$ -</b>	<b>\$ -</b>	<b>\$ -</b>	<b>\$ -</b>	<b>\$ -</b>
<b>Funding Not Yet Identified</b>	<b>\$ -</b>	<b>\$ -</b>	<b>\$ -</b>	<b>\$ -</b>	<b>\$ -</b>	<b>\$ -</b>	<b>\$ -</b>

New Operating Expenditures	Operating Budget	Prior Years	FY 2018	FY 2019	FY 2020	FY 2021	FY 2022
Maintenance	\$ -	\$ -	\$ -	\$ -	\$ -	\$ -	\$ -
Other Operating Costs	-	-	-	-	-	-	-
<b>Total Operating Expenditures</b>	<b>\$ -</b>	<b>\$ -</b>	<b>\$ -</b>	<b>\$ -</b>	<b>\$ -</b>	<b>\$ -</b>	<b>\$ -</b>
<b>Funding Sources</b>							
City – General Fund	\$ -	\$ -	\$ -	\$ -	\$ -	\$ -	\$ -
Park Dedication Fees	-	-	-	-	-	-	-
Storm Drain Fees	-	-	-	-	-	-	-
Enterprise Funds	-	-	-	-	-	-	-
Gas Tax	-	-	-	-	-	-	-
Other – Grants	-	-	-	-	-	-	-
<b>Total Project Funding</b>	<b>\$ -</b>	<b>\$ -</b>	<b>\$ -</b>	<b>\$ -</b>	<b>\$ -</b>	<b>\$ -</b>	<b>\$ -</b>

# CAPITAL IMPROVEMENT PROGRAM

Fiscal Year 2017-2018



## Retaining Wall Replacement – Regnart Road

Budget Unit 420-99-041



**Priority:** 1  
**CIP Category:** 5  
**Location:** West side of Regnart Road, south of Regnart Canyon Drive  
**Estimated Project Costs:** \$450,000

### DESCRIPTION

Design and construct a new retaining wall to replace existing, including new surface and subsurface drainage facilities.

### PROJECT JUSTIFICATION

Portions of an existing wood retaining wall that is adjacent to the roadway are rotting and beginning to fail. Since Regnart Road is the only means of public vehicular access beyond this point, failure of the wall could obstruct access to the residential properties.

### STATUS

Initiated the project in 3rd quarter of FY 2016-17. Design and engineering underway. Anticipate summer 2017 construction.

## FISCAL IMPACT

The following table outlines the project budget, prior year and projected costs and funding sources for the next five years including any anticipated impacts to the operating budget:

Project Expenditures	Project Budget	Prior Years	FY 2018	FY 2019	FY 2020	FY 2021	FY 2022
Pre-Construction	\$ 135,000	\$ 135,000		\$ -	\$ -	\$ -	\$ -
Construction	\$ 315,000	315,000		-	-	-	-
<b>Total Project Expenditures</b>	<b>\$ 450,000</b>	<b>\$ 450,000</b>	<b>\$ -</b>	<b>\$ -</b>	<b>\$ -</b>	<b>\$ -</b>	<b>\$ -</b>
<b>Funding Sources</b>							
City – General Fund	\$ 450,000	\$ 450,000		\$ -	\$ -	\$ -	\$ -
Park Dedication Fees	-	-	-	-	-	-	-
Storm Drain Fees	-	-	-	-	-	-	-
Enterprise Funds	-	-	-	-	-	-	-
Gas Tax	-	-	-	-	-	-	-
Other – Grants	-	-	-	-	-	-	-
<b>Total Project Funding</b>	<b>\$ 450,000</b>	<b>\$ 450,000</b>	<b>\$ -</b>	<b>\$ -</b>	<b>\$ -</b>	<b>\$ -</b>	<b>\$ -</b>
<b>Funding Not Yet Identified</b>	<b>\$ -</b>	<b>\$ -</b>	<b>\$ -</b>	<b>\$ -</b>	<b>\$ -</b>	<b>\$ -</b>	<b>\$ -</b>

New Operating Expenditures	Operating Budget	Prior Years	FY 2018	FY 2019	FY 2020	FY 2021	FY 2022
Maintenance	\$ -	\$ -	\$ -	\$ -	\$ -	\$ -	\$ -
Other Operating Costs	-	-	-	-	-	-	-
<b>Total Operating Expenditures</b>	<b>\$ -</b>	<b>\$ -</b>	<b>\$ -</b>	<b>\$ -</b>	<b>\$ -</b>	<b>\$ -</b>	<b>\$ -</b>
<b>Funding Sources</b>							
City – General Fund	\$ -	\$ -	\$ -	\$ -	\$ -	\$ -	\$ -
Park Dedication Fees	-	-	-	-	-	-	-
Storm Drain Fees	-	-	-	-	-	-	-
Enterprise Funds	-	-	-	-	-	-	-
Gas Tax	-	-	-	-	-	-	-
Other – Grants	-	-	-	-	-	-	-
<b>Total Project Funding</b>	<b>\$ -</b>	<b>\$ -</b>	<b>\$ -</b>	<b>\$ -</b>	<b>\$ -</b>	<b>\$ -</b>	<b>\$ -</b>

# CAPITAL IMPROVEMENT PROGRAM

Fiscal Year 2017-2018



## Sports Center – Upgrades

Budget Unit 420-99-017



**Priority:** 1  
**CIP Category:** 5  
**Location:** Sports Center  
**Estimated Project Costs:** \$760,000

### DESCRIPTION

Design and implement the following, as prioritized, as available funding permits: 1) replace fixtures lighting the east courts with new LED fixtures; 2) install an electronic messaging sign at the corner of Stevens Creek Blvd. & Stelling Rd.; 3) other miscellaneous improvements.

### PROJECT JUSTIFICATION

Various improvements to the facility will improve user experience and attract new users. Conversion of the east court lights to LED is a top priority along with installing an electronic monument sign. The last major upgrades to the building were in 2004 and the facility is in need of some minor upgrades, due to wear-&-tear and weathering.

### STATUS

Initiate project in FY 2017-18.

## FISCAL IMPACT

The following table outlines the project budget, prior year and projected costs and funding sources for the next five years including any anticipated impacts to the operating budget:

Project Expenditures	Project Budget	Prior Years	FY 2018	FY 2019	FY 2020	FY 2021	FY 2022
Pre-Construction	\$ 228,000	\$ 228,000		\$ -	\$ -	\$ -	\$ -
Construction	\$ 532,000	532,000		-	-	-	-
<b>Total Project Expenditures</b>	<b>\$ 760,000</b>	<b>\$ 760,000</b>	<b>\$ -</b>	<b>\$ -</b>	<b>\$ -</b>	<b>\$ -</b>	<b>\$ -</b>
<b>Funding Sources</b>							
City – General Fund	\$ 760,000	\$ 760,000		\$ -	\$ -	\$ -	\$ -
Park Dedication Fees	\$ -	-	-	-	-	-	-
Storm Drain Fees	\$ -	-	-	-	-	-	-
Enterprise Funds	\$ -	-	-	-	-	-	-
Gas Tax	\$ -	-	-	-	-	-	-
Other – Grants	\$ -	-	-	-	-	-	-
<b>Total Project Funding</b>	<b>\$ 760,000</b>	<b>\$ 760,000</b>	<b>\$ -</b>	<b>\$ -</b>	<b>\$ -</b>	<b>\$ -</b>	<b>\$ -</b>
<b>Funding Not Yet Identified</b>	<b>\$ -</b>	<b>\$ -</b>	<b>\$ -</b>	<b>\$ -</b>	<b>\$ -</b>	<b>\$ -</b>	<b>\$ -</b>

New Operating Expenditures	Operating Budget	Prior Years	FY 2018	FY 2019	FY 2020	FY 2021	FY 2022
Maintenance	\$ 6,500	\$ -	\$ 1,000	\$ 1,000	\$ 1,500	\$ 1,500	\$ 1,500
Other Operating Costs	\$ -	-	-	-	-	-	-
<b>Total Operating Expenditures</b>	<b>\$ 6,500</b>	<b>\$ -</b>	<b>\$ 1,000</b>	<b>\$ 1,000</b>	<b>\$ 1,500</b>	<b>\$ 1,500</b>	<b>\$ 1,500</b>
<b>Funding Sources</b>							
City – General Fund	\$ 6,500	\$ -	\$ 1,000	\$ 1,000	\$ 1,500	\$ 1,500	\$ 1,500
Park Dedication Fees	\$ -	-	-	-	-	-	-
Storm Drain Fees	\$ -	-	-	-	-	-	-
Enterprise Funds	\$ -	-	-	-	-	-	-
Gas Tax	\$ -	-	-	-	-	-	-
Other – Grants	\$ -	-	-	-	-	-	-
<b>Total Project Funding</b>	<b>\$ 6,500</b>	<b>\$ -</b>	<b>\$ 1,000</b>	<b>\$ 1,000</b>	<b>\$ 1,500</b>	<b>\$ 1,500</b>	<b>\$ 1,500</b>

# CAPITAL IMPROVEMENT PROGRAM

Fiscal Year 2017-2018



## Stevens Creek Corridor Park Chain Master Plan – McClellan to Stevens Creek Blvd.

Budget Unit 420-90-898



**Priority:** 1  
**CIP Category:** 5  
**Location:** Stevens Creek Corridor  
**Estimated Project Costs:** \$535,000

### DESCRIPTION

Study the various uses of public lands along Stevens Creek for optimal public use and operation. Properties to be included are McClellan Ranch Preserve, McClellan Ranch West, Blackberry Farm, Blackberry Farm Golf Course, Nathan Hall Tank House, and the Stocklmeir site.

### PROJECT JUSTIFICATION

Reconcile the various plans for the different City properties into a comprehensive plan to inform future development and operations.

### STATUS

A draft preferred alternative concept for the master plan was presented at a Council study session April 5, 2016. This project is on hold pending progress on the Citywide Parks and Recreation Master Plan to allow community-wide considerations to be addressed.



## FISCAL IMPACT

The following table outlines the project budget, prior year and projected costs and funding sources for the next five years including any anticipated impacts to the operating budget:

Project Expenditures	Project Budget	Prior Years	FY 2018	FY 2019	FY 2020	FY 2021	FY 2022
Pre-Construction	\$ 535,000	\$ 535,000	\$ -	\$ -	\$ -	\$ -	\$ -
Construction	\$ -	-	-	-	-	-	-
<b>Total Project Expenditures</b>	<b>\$ 535,000</b>	<b>\$ 535,000</b>	<b>\$ -</b>	<b>\$ -</b>	<b>\$ -</b>	<b>\$ -</b>	<b>\$ -</b>
<b>Funding Sources</b>							
City – General Fund	\$ 535,000	\$ 535,000	-	-	-	-	\$ -
Park Dedication Fees	\$ -	-	-	-	-	-	-
Storm Drain Fees	\$ -	-	-	-	-	-	-
Enterprise Funds	\$ -	-	-	-	-	-	-
Gas Tax	\$ -	-	-	-	-	-	-
Other – Grants	\$ -	-	-	-	-	-	-
<b>Total Project Funding</b>	<b>\$ 535,000</b>	<b>\$ 535,000</b>	<b>\$ -</b>	<b>\$ -</b>	<b>\$ -</b>	<b>\$ -</b>	<b>\$ -</b>
<b>Funding Not Yet Identified</b>	<b>\$ -</b>	<b>\$ -</b>	<b>\$ -</b>	<b>\$ -</b>	<b>\$ -</b>	<b>\$ -</b>	<b>\$ -</b>

New Operating Expenditures	Operating Budget	Prior Years	FY 2018	FY 2019	FY 2020	FY 2021	FY 2022
Maintenance	\$ -	\$ -	\$ -	\$ -	\$ -	\$ -	\$ -
Other Operating Costs	\$ -	-	-	-	-	-	-
<b>Total Operating Expenditures</b>	<b>\$ -</b>	<b>\$ -</b>	<b>\$ -</b>	<b>\$ -</b>	<b>\$ -</b>	<b>\$ -</b>	<b>\$ -</b>
<b>Funding Sources</b>							
City – General Fund	\$ -	\$ -	\$ -	\$ -	\$ -	\$ -	\$ -
Park Dedication Fees	\$ -	-	-	-	-	-	-
Storm Drain Fees	\$ -	-	-	-	-	-	-
Enterprise Funds	\$ -	-	-	-	-	-	-
Gas Tax	\$ -	-	-	-	-	-	-
Other – Grants	\$ -	-	-	-	-	-	-
<b>Total Project Funding</b>	<b>\$ -</b>	<b>\$ -</b>	<b>\$ -</b>	<b>\$ -</b>	<b>\$ -</b>	<b>\$ -</b>	<b>\$ -</b>

# CAPITAL IMPROVEMENT PROGRAM

Fiscal Year 2017-2018



## Stockmeir House – New Sewer Lateral

Budget Unit 420-99-035



**Priority:** 1  
**CIP Category:** 5  
**Location:** Stockmeir Property  
**Estimated Project Costs:** \$50,000

### DESCRIPTION

Install a new sewer lateral to connect the Stockmeir House to the City’s sanitary sewer main.

### PROJECT JUSTIFICATION

Alternative uses for the Stockmeir house are being considered, including for office space. In order to occupy the building various improvements will be necessary, including replacement of the sanitary sewer line serving the house. This is the first step towards renovating this house and making it suitable for future non-residential use and occupancy. The project will not be initiated until the new use of the building is identified and approved by Council.

### STATUS

Project initiation is subject to Council approval of an agreement for the improvement and use of the building.

## FISCAL IMPACT

The following table outlines the project budget, prior year and projected costs and funding sources for the next five years including any anticipated impacts to the operating budget:

Project Expenditures	Project Budget	Prior Years	FY 2018	FY 2019	FY 2020	FY 2021	FY 2022
Pre-Construction	\$ -	\$ -	\$ -	\$ -	\$ -	\$ -	\$ -
Construction	\$ 50,000	50,000	-	-	-	-	-
<b>Total Project Expenditures</b>	<b>\$ 50,000</b>	<b>\$ 50,000</b>	<b>\$ -</b>	<b>\$ -</b>	<b>\$ -</b>	<b>\$ -</b>	<b>\$ -</b>
<b>Funding Sources</b>							
City – General Fund	\$ 50,000	\$ 50,000	-	-	-	-	-
Park Dedication Fees	-	-	-	-	-	-	-
Storm Drain Fees	-	-	-	-	-	-	-
Enterprise Funds	-	-	-	-	-	-	-
Gas Tax	-	-	-	-	-	-	-
Other – Grants	-	-	-	-	-	-	-
<b>Total Project Funding</b>	<b>\$ 50,000</b>	<b>\$ 50,000</b>	<b>\$ -</b>	<b>\$ -</b>	<b>\$ -</b>	<b>\$ -</b>	<b>\$ -</b>
<b>Funding Not Yet Identified</b>	<b>\$ -</b>	<b>\$ -</b>	<b>\$ -</b>	<b>\$ -</b>	<b>\$ -</b>	<b>\$ -</b>	<b>\$ -</b>

New Operating Expenditures	Operating Budget	Prior Years	FY 2018	FY 2019	FY 2020	FY 2021	FY 2022
Maintenance	\$ -	\$ -	\$ -	\$ -	\$ -	\$ -	\$ -
Other Operating Costs	-	-	-	-	-	-	-
<b>Total Operating Expenditures</b>	<b>\$ -</b>	<b>\$ -</b>	<b>\$ -</b>	<b>\$ -</b>	<b>\$ -</b>	<b>\$ -</b>	<b>\$ -</b>
<b>Funding Sources</b>							
City – General Fund	\$ -	\$ -	\$ -	\$ -	\$ -	\$ -	\$ -
Park Dedication Fees	-	-	-	-	-	-	-
Storm Drain Fees	-	-	-	-	-	-	-
Enterprise Funds	-	-	-	-	-	-	-
Gas Tax	-	-	-	-	-	-	-
Other – Grants	-	-	-	-	-	-	-
<b>Total Project Funding</b>	<b>\$ -</b>	<b>\$ -</b>	<b>\$ -</b>	<b>\$ -</b>	<b>\$ -</b>	<b>\$ -</b>	<b>\$ -</b>

# CAPITAL IMPROVEMENT PROGRAM

Fiscal Year 2017-2018



## Storm Drain Improvements – Foothill Blvd./Cupertino Rd.

Budget Unit 210-99-042



**Priority:** 1  
**CIP Category:** 5  
**Location:** Cupertino Rd. and Foothill Blvd.  
**Estimated Project Costs:** \$ 1,900,000

### DESCRIPTION

Design and construct a parallel system to the existing storm system to provide additional capacity.

### PROJECT JUSTIFICATION

Alleviate local flooding and provide adequate downstream capacity. An existing section of storm line that drains Cupertino Rd., which crosses by easement over private property, is prone to flooding. Increasing the flow capacity of the storm drainage system by adding a supplemental main on Cupertino Rd. and Foothill Blvd., will reduce the potential for flooding. This project will be Priority No. 1 in the updated Storm Drain Master Plan (SDMP).

### STATUS

Initiated the project in summer of FY 2016-17. Design is complete. Subject to the completion of PG&E utility relocations in April/May 2017, the project will be under construction summer 2017.

## FISCAL IMPACT

The following table outlines the project budget, prior year and projected costs and funding sources for the next five years including any anticipated impacts to the operating budget:

Project Expenditures	Project Budget	Prior Years	FY 2018	FY 2019	FY 2020	FY 2021	FY 2022
Pre-Construction	\$ 570,000	\$ 570,000		\$ -	\$ -	\$ -	\$ -
Construction	\$ 1,330,000	1,330,000		-	-	-	-
<b>Total Project Expenditures</b>	<b>\$ 1,900,000</b>	<b>\$ 1,900,000</b>	<b>\$ -</b>	<b>\$ -</b>	<b>\$ -</b>	<b>\$ -</b>	<b>\$ -</b>
<b>Funding Sources</b>							
City – General Fund	\$ -	\$ -	\$ -	\$ -	\$ -	\$ -	\$ -
Park Dedication Fees	-	-	-	-	-	-	-
Storm Drain Fees	1,900,000	1,900,000		-	-	-	-
Enterprise Funds	-	-	-	-	-	-	-
Gas Tax	-	-	-	-	-	-	-
Other – Grants	-	-	-	-	-	-	-
<b>Total Project Funding</b>	<b>\$ 1,900,000</b>	<b>\$ 1,900,000</b>	<b>\$ -</b>	<b>\$ -</b>	<b>\$ -</b>	<b>\$ -</b>	<b>\$ -</b>
<b>Funding Not Yet Identified</b>	<b>\$ -</b>	<b>\$ -</b>	<b>\$ -</b>	<b>\$ -</b>	<b>\$ -</b>	<b>\$ -</b>	<b>\$ -</b>

New Operating Expenditures	Operating Budget	Prior Years	FY 2018	FY 2019	FY 2020	FY 2021	FY 2022
Maintenance	\$ -	\$ -	\$ -	\$ -	\$ -	\$ -	\$ -
Other Operating Costs	-	-	-	-	-	-	-
<b>Total Operating Expenditures</b>	<b>\$ -</b>	<b>\$ -</b>	<b>\$ -</b>	<b>\$ -</b>	<b>\$ -</b>	<b>\$ -</b>	<b>\$ -</b>
<b>Funding Sources</b>							
City – General Fund	\$ -	\$ -	\$ -	\$ -	\$ -	\$ -	\$ -
Park Dedication Fees	-	-	-	-	-	-	-
Storm Drain Fees	-	-	-	-	-	-	-
Enterprise Funds	-	-	-	-	-	-	-
Gas Tax	-	-	-	-	-	-	-
Other – Grants	-	-	-	-	-	-	-
<b>Total Project Funding</b>	<b>\$ -</b>	<b>\$ -</b>	<b>\$ -</b>	<b>\$ -</b>	<b>\$ -</b>	<b>\$ -</b>	<b>\$ -</b>

# CAPITAL IMPROVEMENT PROGRAM

Fiscal Year 2017-2018



## Storm Drain Master Plan Update

Budget Unit 210-90-980



**Priority:** 1  
**CIP Category:** 5  
**Location:** Citywide  
**Estimated Project Costs:** \$380,000

### DESCRIPTION

Prepare a master plan for the City's storm drainage system which will identify areas for improvement to bring the current system into compliance with current laws and regulations, and current land use and proposed future land use.

### PROJECT JUSTIFICATION

The storm drain master plan has not been updated since March 1993. With changes in State laws governing storm water and land use changes it is necessary to update the storm drain master plan to determine system deficiencies and track changes to the storm drain system. The updated SDMP will provide guidance for programming future CIP storm drain improvement projects.

### STATUS

The initial phase of the project began in December 2015 to gather information about the existing system. The next phase will analyze the existing system data and identify the areas and segments of the system that require upgrades.

## FISCAL IMPACT

The following table outlines the project budget, prior year and projected costs and funding sources for the next five years including any anticipated impacts to the operating budget:

Project Expenditures	Project Budget	Prior Years	FY 2018	FY 2019	FY 2020	FY 2021	FY 2022
Pre-Construction	\$ 380,000	\$ 380,000		\$ -	\$ -	\$ -	\$ -
Construction	\$ -	-	-	-	-	-	-
<b>Total Project Expenditures</b>	<b>\$ 380,000</b>	<b>\$ 380,000</b>	<b>\$ -</b>	<b>\$ -</b>	<b>\$ -</b>	<b>\$ -</b>	<b>\$ -</b>
<b>Funding Sources</b>							
City – General Fund	\$ -	\$ -	\$ -	\$ -	\$ -	\$ -	\$ -
Park Dedication Fees	\$ -	-	-	-	-	-	-
Storm Drain Fees	\$ 380,000	380,000	-	-	-	-	-
Enterprise Funds	\$ -	-	-	-	-	-	-
Gas Tax	\$ -	-	-	-	-	-	-
Other – Grants	\$ -	-	-	-	-	-	-
<b>Total Project Funding</b>	<b>\$ 380,000</b>	<b>\$ 380,000</b>	<b>\$ -</b>	<b>\$ -</b>	<b>\$ -</b>	<b>\$ -</b>	<b>\$ -</b>
<b>Funding Not Yet Identified</b>	<b>\$ -</b>	<b>\$ -</b>	<b>\$ -</b>	<b>\$ -</b>	<b>\$ -</b>	<b>\$ -</b>	<b>\$ -</b>

New Operating Expenditures	Operating Budget	Prior Years	FY 2018	FY 2019	FY 2020	FY 2021	FY 2022
Maintenance	\$ -	\$ -	\$ -	\$ -	\$ -	\$ -	\$ -
Other Operating Costs	\$ -	-	-	-	-	-	-
<b>Total Operating Expenditures</b>	<b>\$ -</b>	<b>\$ -</b>	<b>\$ -</b>	<b>\$ -</b>	<b>\$ -</b>	<b>\$ -</b>	<b>\$ -</b>
<b>Funding Sources</b>							
City – General Fund	\$ -	\$ -	\$ -	\$ -	\$ -	\$ -	\$ -
Park Dedication Fees	\$ -	-	-	-	-	-	-
Storm Drain Fees	\$ -	-	-	-	-	-	-
Enterprise Funds	\$ -	-	-	-	-	-	-
Gas Tax	\$ -	-	-	-	-	-	-
Other – Grants	\$ -	-	-	-	-	-	-
<b>Total Project Funding</b>	<b>\$ -</b>	<b>\$ -</b>	<b>\$ -</b>	<b>\$ -</b>	<b>\$ -</b>	<b>\$ -</b>	<b>\$ -</b>

**CATEGORY 6:  
EXISTING PROJECTS – UNFUNDED**



(this page intentionally left blank)

# CAPITAL IMPROVEMENT PROGRAM

Fiscal Year 2017-2018

Unfunded



## Blackberry Farm - Golf Course Renovation



**Priority:** 2  
**CIP Category:** 6  
**Location:** Blackberry Farm Golf Course  
**Estimated Project Costs:** TBD

### DESCRIPTION

Initiate preliminary design effort to completely reconfigure and rebuild the existing golf course per the recommendations made by the National Golf Foundation, Inc. in their report dated December 2015. At a minimum, replace the existing irrigation system with a modern, water-efficient system and repair the two existing ponds. Pursue reactivating the existing well at Blackberry Farm and provide connections to allow use of well water to fill the ponds.

### PROJECT JUSTIFICATION

The current irrigation system, installed in the 1960s, is functionally outdated and failing due to age, which results in an excessive use of water and labor to maintain the system. The increasing retail cost of water exacerbates the operational inefficiency. Existing ponds no longer hold water.

# CAPITAL IMPROVEMENT PROGRAM

Fiscal Year 2017-2018

Unfunded



## Blackberry Farm – Play Area Improvements



**Priority:** 2  
**CIP Category:** 6  
**Location:** Blackberry Farm Picnic Area  
**Estimated Project Costs:** \$540,000 - Budgetary Estimate (Escalated to FY15/16)

### DESCRIPTION

Remove existing tan bark and replace with new resilient surfacing and install 3 par course type exercise stations.

### PROJECT JUSTIFICATION

The Captain Stevens play area could be enhanced by adding a more reliable and stable resilient play surface beneath the play equipment and by adding exercise stations adjacent to the play area that would provide for a multi-generational activity.

# CAPITAL IMPROVEMENT PROGRAM

Fiscal Year 2017-2018

Unfunded



## Blackberry Farm – Splash Pad



**Priority:** 2  
**CIP Category:** 6  
**Location:** Blackberry Farm  
**Estimated Project Costs:** \$690,000

### DESCRIPTION

Design and construct a splash pad of approximately 2000 square feet.

### PROJECT JUSTIFICATION

Blackberry Farm currently provides aquatic amenities for children and adults, but doesn't have an element to serve very young children and toddlers. Adding an element that will serve the youngest family members will enhance the attraction of the facility for families with children of various ages.

# CAPITAL IMPROVEMENT PROGRAM

Fiscal Year 2017-2018

Unfunded



## Civic Center – Library Story Room Expansion (Perched Option)



**Priority:** 2  
**CIP Category:** 6  
**Location:** Civic Center  
**Estimated Project Costs:** TBD

### DESCRIPTION

In accordance with the approved Civic Center Master Plan, design and construct the expansion of the Story Room (Perched Option) that will seat up to 130 and serve as a meeting space for library events. Provide additional parking along the east edge of Library Field.

### PROJECT JUSTIFICATION

Council approved the Civic Center Master Plan in July 2015. No further action to implement the approved plan has to be taken. The Library has limited space to host its growing event programming. The Community Hall is used by the Library to host many of the events that cannot be accommodated in the library building, and greatly dominates the use of the Community Hall. Expansion of the Library will require additional parking at the civic center site.

# CAPITAL IMPROVEMENT PROGRAM

Fiscal Year 2017-2018

Unfunded



## Civic Center – New City Hall and Below Grade Parking



**Priority:** 2  
**CIP Category:** 6  
**Location:** Civic Center  
**Estimated Project Costs:** TBD

### DESCRIPTION

In accordance with the approved Civic Center Master Plan, design and construct a new City Hall building with below-grade parking.

### PROJECT JUSTIFICATION

Council approved the Civic Center Master Plan in July 2015. No further action to implement the approved plan has to be taken. The current City Hall is inefficiently laid out to accommodate the growing functional requirements and staff, and the building is structurally deficient and has numerous systems deficiencies that make it prone to system shutdowns or malfunctions. The construction of additional parking spaces below the new building will help alleviate the parking shortage at Civic Center.

# CAPITAL IMPROVEMENT PROGRAM

Fiscal Year 2017-2018

Unfunded



## Implement Storm Drain Master Plan Priorities



**Priority:** 2  
**CIP Category:** 6  
**Location:** Various locations  
**Estimated Project Costs:** \$2,000,000

### DESCRIPTION

Design and construct high priority storm drain improvements at locations identified in the updated Storm Drain Master Plan. The goal of the improvements is to minimize the potential for localized flooding of streets and private property.

### PROJECT JUSTIFICATION

Completion of the Storm Drain Master Plan Update is anticipated in 2016, which will identify and prioritize storm drain improvement projects. A project to fund implementation of the initial priorities will be the next step to improve the City's storm drain system.

# CAPITAL IMPROVEMENT PROGRAM

Fiscal Year 2017-2018

Unfunded



## Jollyman Park Irrigation Upgrade



**Priority:** 2  
**CIP Category:** 6  
**Location:** Jollyman Park  
**Estimated Project Costs:** \$2,313,000

### DESCRIPTION

Evaluate and analyze the existing irrigations system at Jollyman Park, followed by design and construction of improvements.

### PROJECT JUSTIFICATION

The irrigation system at Jollyman Park is antiquated and fragile resulting in frequent breaks in water lines and malfunctioning equipment. Broken water lines result in increased use of water and soggy fields that cannot be used. The poor performance of the system also requires increased staff labor to repair and restore the system. Upgrading the system will result in savings of water and staff labor.



# CAPITAL IMPROVEMENT PROGRAM

Fiscal Year 2017-2018

Unfunded



## McClellan Ranch – Barn Renovation



**Priority:** 2  
**CIP Category:** 6  
**Location:** McClellan Ranch Preserve  
**Estimated Project Costs:** \$1,580,000 - Budgetary Estimate (Escalated to FY15/16)

### DESCRIPTION

Design and construct improvements to renovate the barn into an educational and public space.

### PROJECT JUSTIFICATION

In 2012, an update to the 1993 master plan for the McClellan Ranch was completed, which lays out priorities for implementing programs and the related improvements at the park. In the FY 2013 budget, Council approved funding for the barn to be evaluated historically and structurally and for a conceptual renovation plan to be developed to meet the goals for the barn as listed in the master plan. The outcome of this project produced a conceptual renovation plan for the barn to be used for education and as an agricultural exhibit space open to the public.

# CAPITAL IMPROVEMENT PROGRAM

Fiscal Year 2017-2018

Unfunded



## McClellan Ranch – Community Garden Improvements Construction



**Priority:** 2  
**CIP Category:** 6  
**Location:** McClellan Ranch Preserve  
**Estimated Project Costs:** TBD

### DESCRIPTION

Prepare construction documents for improvement of the existing community garden, including plot layout, garden paths and accessibility to and within the garden, perimeter fencing and irrigation distribution system. Bid and construct the improvements.

### PROJECT JUSTIFICATION

Implement the approved McClellan Ranch Community Garden Improvements – Conceptual Design. See the McClellan Ranch – Community Garden Improvements – Conceptual Planning and Design project sheet.

# CAPITAL IMPROVEMENT PROGRAM

Fiscal Year 2017-2018

Unfunded



## McClellan Ranch Preserve Stevens Creek Access



**Priority:** 2  
**CIP Category:** 6  
**Location:** McClellan Ranch Preserve  
**Estimated Project Costs:** TBD

### DESCRIPTION

Design and construct an accessible access to the creek.

### PROJECT JUSTIFICATION

Design and construct an accessible access to the creek along Stevens Creek in McClellan Ranch Preserve to be able to offer as a learning experience.

# CAPITAL IMPROVEMENT PROGRAM

Fiscal Year 2017-2018

Unfunded



## Memorial Park – Tennis Court Restroom Replacement



**Priority:** 2  
**CIP Category:** 6  
**Location:** Memorial Park by Tennis Courts  
**Estimated Project Costs:** \$488,000

### DESCRIPTION

Evaluate options for providing a restroom in the vicinity of the tennis courts, by modification of the existing or replacement. Design and construct the restroom improvements.

### PROJECT JUSTIFICATION

The public restroom near the Memorial Park Tennis Courts needs upgrading for improved performance and to improve accessibility

# CAPITAL IMPROVEMENT PROGRAM

Fiscal Year 2017-2018

Unfunded



## Monta Vista Park –Play Areas



**Priority:** 2  
**CIP Category:** 6  
**Location:** Monta Vista Park  
**Estimated Project Costs:** \$1,334,000

### DESCRIPTION

In the general location of the existing play area, design and construct two play areas – one for school-age children and a fenced-enclosed pre-school play area that can be used by neighborhood families and by the pre-school program at Monta Vista Recreation Center.

### PROJECT JUSTIFICATION

Currently there is a single general access play area to serve all childhood ages at Monta Vista Park. The Pre-School program at Monta Vista Recreation Center uses the play area for their students. The existing play area has not been upgraded since the City acquired the property. The pre-school program and neighborhood families would benefit by having separate age-appropriate play areas for pre-schoolers and older children.

# CAPITAL IMPROVEMENT PROGRAM

Fiscal Year 2017-2018

Unfunded



## Portal Park Phase 1 – Design & Construction



**Priority:** 2  
**CIP Category:** 6  
**Location:** Portal Park  
**Estimated Project Costs:** \$825,000

### DESCRIPTION

Prepare conceptual design documents for implementing the improvements proposed in the master plan.

### PROJECT JUSTIFICATION

Subject to the outcome of the Portal Park-Renovation Master Plan, a conceptual design for the implementation of the master plan may attract grant funding from external sources. A conceptual plan for improvement of the park will make the implementation of the project more eligible and attractive for potential grant funding.

# CAPITAL IMPROVEMENT PROGRAM

Fiscal Year 2017-2018

Unfunded



## Stevens Creek Trail Bridge over UPRR



**Priority:** 2  
**CIP Category:** 6  
**Location:** Stevens Creek Boulevard West of Foothill Blvd.  
**Estimated Project Costs:** \$2,860,000 – Budgetary Estimate (Escalated to FY15/16)

### DESCRIPTION

Acquire necessary easement, permits, and agreements, and, design and construct a vehicle/pedestrian/bicycle bridge span over the UPRR right of way, adjacent to Stevens Creek Blvd. and near the Lehigh Cement Plant.

### PROJECT JUSTIFICATION

Provide a connection with the Stevens Creek Trail system and vehicle access to the Snyder-Hammond House. This project is included in the City's adopted Bicycle Transportation Plan.

# CAPITAL IMPROVEMENT PROGRAM

Fiscal Year 2017-2018

Unfunded



## Stockmeir Legacy Farm – Phase 1 Improvement



**Priority:** 2  
**CIP Category:** 6  
**Location:** Stockmeir Property  
**Estimated Project Costs:** \$400,000 - Placeholder only – scope details unknown

### DESCRIPTION

Develop a service program and master plan for a legacy farm park, and implement an initial improvement project.

### PROJECT JUSTIFICATION

Transition the former Stockmeir property to a public park as a “legacy farm”.



# CAPITAL IMPROVEMENT PROGRAM

Fiscal Year 2017-2018

Unfunded



## Wilson Park Phase 1 – Design & Construction



**Priority:** 2  
**CIP Category:** 6  
**Location:** Wilson Park  
**Estimated Project Costs:** \$825,000

### DESCRIPTION

Prepare conceptual design documents for implementing the improvements proposed in the master plan.

### PROJECT JUSTIFICATION

Subject to the outcome of the Wilson Park Renovation Master Plan, a conceptual design for the implementation of the master plan may attract grant funding from external sources. A conceptual plan for improvement of the park will make the implementation of the project more eligible and attractive for potential grant funding.

**CATEGORY 7:  
DEVELOPMENT IN LIEU PROJECTS  
– NOT FULLY FUNDED**

(this page intentionally left blank)

# CAPITAL IMPROVEMENT PROGRAM

Fiscal Year 2017-2018

Development In-Lieu Contributions



## De Anza Blvd./McClellan/Pacifica Signal Modification

Budget Unit XXX-XX-XXX



**Priority:** 2  
**CIP Category:** 7  
**Location:** DeAnza Blvd./McClellan/Pacifica Intersection  
**Estimated Project Costs:** Budgetary Estimate \$ 600,000  
**Fund Balance:** \$155,989

### DESCRIPTION

Reconfigure the intersection which may include relocating two signal mast arms and poles, related electrical, concrete and striping work, and the closing of the Pacifica street driveway to the gas station.

### PROJECT JUSTIFICATION

Improve traffic flow and efficiency at this complex intersection.

### STATUS

Project to be initiated upon the accumulation of sufficient Developer contributions or the addition of supplementary City funding.

## FISCAL IMPACT

The following table outlines the project budget, prior year and projected costs and funding sources for the next five years including any anticipated impacts to the operating budget:

Project Expenditures	Project Budget	Prior Years	FY 2018	FY 2019	FY 2020	FY 2021	FY 2022
Pre-Construction	\$ 200,000	-	-	-	-	-	\$ -
Construction	\$ 400,000	-	-	-	-	-	-
<b>Total Project Expenditures</b>	<b>\$ 600,000</b>	<b>\$ -</b>	<b>\$ -</b>	<b>\$ -</b>	<b>\$ -</b>	<b>\$ -</b>	<b>\$ -</b>
<b>Funding Sources</b>							
City – General Fund	\$ -	-	-	-	-	-	\$ -
Park Dedication Fees	-	-	-	-	-	-	-
Storm Drain Fees	-	-	-	-	-	-	-
Enterprise Funds	-	-	-	-	-	-	-
Gas Tax	-	-	-	-	-	-	-
Other – Grants	155,989	-	-	-	-	-	-
<b>Total Project Funding</b>	<b>\$ 155,989</b>	<b>\$ -</b>	<b>\$ -</b>	<b>\$ -</b>	<b>\$ -</b>	<b>\$ -</b>	<b>\$ -</b>
<b>Funding Not Yet Identified</b>	<b>\$ 444,011</b>	<b>\$ -</b>	<b>\$ -</b>	<b>\$ -</b>	<b>\$ -</b>	<b>\$ -</b>	<b>\$ -</b>

New Operating Expenditures	Operating Budget	Prior Years	FY 2018	FY 2019	FY 2020	FY 2021	FY 2022
Maintenance	\$ -	\$ -	\$ -	\$ -	\$ -	\$ -	\$ -
Other Operating Costs	-	-	-	-	-	-	-
<b>Total Operating Expenditures</b>	<b>\$ -</b>	<b>\$ -</b>	<b>\$ -</b>	<b>\$ -</b>	<b>\$ -</b>	<b>\$ -</b>	<b>\$ -</b>
<b>Funding Sources</b>							
City – General Fund	\$ -	\$ -	\$ -	\$ -	\$ -	\$ -	\$ -
Park Dedication Fees	-	-	-	-	-	-	-
Storm Drain Fees	-	-	-	-	-	-	-
Enterprise Funds	-	-	-	-	-	-	-
Gas Tax	-	-	-	-	-	-	-
Other – Grants	-	-	-	-	-	-	-
<b>Total Project Funding</b>	<b>\$ -</b>	<b>\$ -</b>	<b>\$ -</b>	<b>\$ -</b>	<b>\$ -</b>	<b>\$ -</b>	<b>\$ -</b>

# CAPITAL IMPROVEMENT PROGRAM

Fiscal Year 2017-2018

Development In-Lieu Contributions



## Monument Gate Way Signs (4)

Budget Unit XXX-XX-XXX



<b>Priority:</b>	2
<b>CIP Category:</b>	7
<b>Location:</b>	Various Locations
<b>Estimated Project Costs:</b>	Budgetary Estimate \$ 67,000
<b>Fund Balance:</b>	\$25,859

### DESCRIPTION

Upgrade or replace three existing center island gateway signs, that announce one's entry into Cupertino, at 1) Stevens Creek Blvd near Tantau, 2) De Anza Blvd near I-280 overcrossing, 3) De Anza Blvd near Bollinger Road, and install a new center island gateway sign at Stevens Creek Blvd near the Oaks shopping center.

### PROJECT JUSTIFICATION

Enhance the identity of the city.

### STATUS

A sign was installed on De Anza Blvd. at Bollinger Rd. in FY 2017. Sign installations at other locations will be initiated upon the accumulation of sufficient Developer contributions or the addition of supplementary City funding.

## FISCAL IMPACT

The following table outlines the project budget, prior year and projected costs and funding sources for the next five years including any anticipated impacts to the operating budget:

Project Expenditures	Project Budget	Prior Years	FY 2018	FY 2019	FY 2020	FY 2021	FY 2022
Pre-Construction	\$ 22,000	\$ -	\$ -	\$ -	\$ -	\$ -	\$ -
Construction	45,000	-	-	-	-	-	-
<b>Total Project Expenditures</b>	<b>\$ 67,000</b>	<b>\$ -</b>	<b>\$ -</b>	<b>\$ -</b>	<b>\$ -</b>	<b>\$ -</b>	<b>\$ -</b>
<b>Funding Sources</b>							
City – General Fund	\$ -	\$ -	\$ -	\$ -	\$ -	\$ -	\$ -
Park Dedication Fees	-	-	-	-	-	-	-
Storm Drain Fees	-	-	-	-	-	-	-
Enterprise Funds	-	-	-	-	-	-	-
Gas Tax	-	-	-	-	-	-	-
Other – Grants, Dev. In-Lie	25,859	-	-	-	-	-	-
<b>Total Project Funding</b>	<b>\$ 25,859</b>	<b>\$ -</b>	<b>\$ -</b>	<b>\$ -</b>	<b>\$ -</b>	<b>\$ -</b>	<b>\$ -</b>
<b>Funding Not Yet Identified</b>	<b>\$ 41,141</b>	<b>\$ -</b>	<b>\$ -</b>	<b>\$ -</b>	<b>\$ -</b>	<b>\$ -</b>	<b>\$ -</b>

New Operating Expenditures	Operating Budget	Prior Years	FY 2018	FY 2019	FY 2020	FY 2021	FY 2022
Maintenance	\$ -		\$ 200	\$ 200	\$ 200	\$ 200	\$ 200
Other Operating Costs	-	-	-	-	-	-	-
<b>Total Operating Expenditures</b>	<b>\$ -</b>	<b>\$ -</b>	<b>\$ 200</b>	<b>\$ 200</b>	<b>\$ 200</b>	<b>\$ 200</b>	<b>\$ 200</b>
<b>Funding Sources</b>							
City – General Fund	\$ -		\$ 200	\$ 200	\$ 200	\$ 200	\$ 200
Park Dedication Fees	-	-	-	-	-	-	-
Storm Drain Fees	-	-	-	-	-	-	-
Enterprise Funds	-	-	-	-	-	-	-
Gas Tax	-	-	-	-	-	-	-
Other – Grants	-	-	-	-	-	-	-
<b>Total Project Funding</b>	<b>\$ -</b>	<b>\$ -</b>	<b>\$ 200</b>	<b>\$ 200</b>	<b>\$ 200</b>	<b>\$ 200</b>	<b>\$ 200</b>

# CAPITAL IMPROVEMENT PROGRAM

Fiscal Year 2017-2018

Development In-Lieu Contributions



## North Stelling Rd./ I-280 Bridge Pedestrian Lighting & Upgrades

Budget Unit XXX-XX-XXX



**Priority:** 2  
**CIP Category:** 7  
**Location:** North Stelling Rd. at I-280 overcrossing  
**Estimated Project Costs:** \$50,000  
**Fund Balance:** \$48,747

### DESCRIPTION

Design and construct pedestrian-scaled lighting, paving materials, railings and/or repainting of the pedestrian facilities of the east or west side of the bridge.

### PROJECT JUSTIFICATION

Two developments contributed \$25,000 to the City for enhancements to the pedestrian walkway along the east or west side of the N. Stelling Road Bridge that crosses over Interstate 280, which is located south of the project sites. The City had a report prepared to analyze the existing lighting and provide recommendations to complete the project.

### STATUS

Feasibility study completed and evaluating alternative in FY 2016-17.



## FISCAL IMPACT

The following table outlines the project budget, prior year and projected costs and funding sources for the next five years including any anticipated impacts to the operating budget:

Project Expenditures	Project Budget	Prior Years	FY 2018	FY 2019	FY 2020	FY 2021	FY 2022
Pre-Construction	\$ 17,000	\$ -	\$ -	\$ -	\$ -	\$ -	\$ -
Construction	33,000	-	-	-	-	-	-
<b>Total Project Expenditures</b>	<b>\$ 50,000</b>	<b>\$ -</b>	<b>\$ -</b>	<b>\$ -</b>	<b>\$ -</b>	<b>\$ -</b>	<b>\$ -</b>
<b>Funding Sources</b>							
City – General Fund	\$ -	\$ -	\$ -	\$ -	\$ -	\$ -	\$ -
Park Dedication Fees	-	-	-	-	-	-	-
Storm Drain Fees	-	-	-	-	-	-	-
Enterprise Funds	-	-	-	-	-	-	-
Gas Tax	-	-	-	-	-	-	-
Other – Grants, Dev. In-Lie	48,747	-	-	-	-	-	-
<b>Total Project Funding</b>	<b>\$ 48,747</b>	<b>\$ -</b>	<b>\$ -</b>	<b>\$ -</b>	<b>\$ -</b>	<b>\$ -</b>	<b>\$ -</b>
<b>Funding Not Yet Identified</b>	<b>\$ 1,253</b>	<b>\$ -</b>	<b>\$ -</b>	<b>\$ -</b>	<b>\$ -</b>	<b>\$ -</b>	<b>\$ -</b>

New Operating Expenditures	Operating Budget	Prior Years	FY 2018	FY 2019	FY 2020	FY 2021	FY 2022
Maintenance	\$ -		\$ 200	\$ 200	\$ 300	\$ 300	\$ 300
Other Operating Costs	-	-	-	-	-	-	-
<b>Total Operating Expenditures</b>	<b>\$ -</b>	<b>\$ -</b>	<b>\$ 200</b>	<b>\$ 200</b>	<b>\$ 300</b>	<b>\$ 300</b>	<b>\$ 300</b>
<b>Funding Sources</b>							
City – General Fund	\$ -		\$ 200	\$ 200	\$ 300	\$ 300	\$ 300
Park Dedication Fees	-	-	-	-	-	-	-
Storm Drain Fees	-	-	-	-	-	-	-
Enterprise Funds	-	-	-	-	-	-	-
Gas Tax	-	-	-	-	-	-	-
Other – Grants	-	-	-	-	-	-	-
<b>Total Project Funding</b>	<b>\$ -</b>	<b>\$ -</b>	<b>\$ 200</b>	<b>\$ 200</b>	<b>\$ 300</b>	<b>\$ 300</b>	<b>\$ 300</b>

# CAPITAL IMPROVEMENT PROGRAM

Fiscal Year 2017-2018

Development In-Lieu Contributions



## Stevens Creek Blvd. and Bandley Signal and Median Improvements

Budget Unit XXX-XX-XXX



<b>Priority:</b>	2
<b>CIP Category:</b>	7
<b>Location:</b>	Stevens Creek Blvd. at Bandley
<b>Estimated Project Costs:</b>	TBD
<b>Fund Balance:</b>	\$25,202

### DESCRIPTION

Design and construct improvements to upgrade the traffic signal at Bandley Dr. and Stevens Creek Blvd. (should the need arise due to impacts from the development) and the traffic median on Steven Creek Blvd., east of Bandley Dr. and west of De Anza Blvd.

### PROJECT JUSTIFICATION

The redevelopment of the Cupertino Crossroads property contributed \$50,000 to mitigate traffic impacts in the vicinity of the development. Funds were split evenly for traffic signal upgrades and for traffic median upgrades. Traffic median improvements have been completed.

### STATUS

Project to be initiated upon the accumulation of sufficient Developer contributions or the addition of supplementary City funding.

## FISCAL IMPACT

The following table outlines the project budget, prior year and projected costs and funding sources for the next five years including any anticipated impacts to the operating budget:

Project Expenditures	Project Budget	Prior Years	FY 2018	FY 2019	FY 2020	FY 2021	FY 2022
Pre-Construction	TBD	\$ -	\$ -	\$ -	\$ -	\$ -	\$ -
Construction	TBD	-	-	-	-	-	-
<b>Total Project Expenditures</b>	<b>\$ -</b>	<b>\$ -</b>	<b>\$ -</b>	<b>\$ -</b>	<b>\$ -</b>	<b>\$ -</b>	<b>\$ -</b>
<b>Funding Sources</b>							
City – General Fund	\$ -	\$ -	\$ -	\$ -	\$ -	\$ -	\$ -
Park Dedication Fees	-	-	-	-	-	-	-
Storm Drain Fees	-	-	-	-	-	-	-
Enterprise Funds	-	-	-	-	-	-	-
Gas Tax	-	-	-	-	-	-	-
Other – Grants, Dev. In-Lieu	25,202	-	-	-	-	-	-
<b>Total Project Funding</b>	<b>\$ 25,202</b>	<b>\$ -</b>	<b>\$ -</b>	<b>\$ -</b>	<b>\$ -</b>	<b>\$ -</b>	<b>\$ -</b>
<b>Funding Not Yet Identified</b>	<b>\$ (25,202)</b>	<b>\$ -</b>	<b>\$ -</b>	<b>\$ -</b>	<b>\$ -</b>	<b>\$ -</b>	<b>\$ -</b>

New Operating Expenditures	Operating Budget	Prior Years	FY 2018	FY 2019	FY 2020	FY 2021	FY 2022
Maintenance	\$ -	-	-	-	-	-	\$ -
Other Operating Costs	-	-	-	-	-	-	-
<b>Total Operating Expenditures</b>	<b>\$ -</b>	<b>\$ -</b>	<b>\$ -</b>	<b>\$ -</b>	<b>\$ -</b>	<b>\$ -</b>	<b>\$ -</b>
<b>Funding Sources</b>							
City – General Fund	\$ -	\$ -	\$ -	\$ -	\$ -	\$ -	\$ -
Park Dedication Fees	-	-	-	-	-	-	-
Storm Drain Fees	-	-	-	-	-	-	-
Enterprise Funds	-	-	-	-	-	-	-
Gas Tax	-	-	-	-	-	-	-
Other – Grants	-	-	-	-	-	-	-
<b>Total Project Funding</b>	<b>\$ -</b>	<b>\$ -</b>	<b>\$ -</b>	<b>\$ -</b>	<b>\$ -</b>	<b>\$ -</b>	<b>\$ -</b>