


What can you do to keep our Creeks and the Bay Healthy?

1. Wash your car at a Clean Bay Business Carwash.

Dirty, soapy water is on its way to the nearest creek when you wash your car on the street—or in a driveway that slopes to the gutter. Even biodegradable soap is initially harmful to creek life!

What can you do about it?

Take your car to a Clean Bay Business carwash. Carwashes are best because they recycle their water, and finally send it through the sewer to the wastewater treatment plant. If you must wash your car at home, wash it on a lawn or unpaved area. Use a bucket of soapy water and pour it down a sink or toilet when you're done.



2. Change auto fluids properly.

Oil, antifreeze, and brake fluids contain heavy metals that can harm aquatic wildlife. Pollution from these metals is a big problem for our creeks and the Bay. The oil from just one oil change can pollute up to a million gallons of water!

What can you do about it?

If you change your own oil, use a funnel and a pan that catches all the drips. Recycle oil and other auto fluids through your city's recycling program or at a certified collection center. Call 1-888-BAYWISE for information. If you flush your radiator, collect all the fluid and take it to a household hazardous waste collection event or center.



3. Keep your car tuned up and leak-free at a Clean Bay Business auto shop.

Leaking auto fluids and tailpipe emissions contain mercury, dioxins, and other pollutants that can harm wildlife in our creeks and the Bay. When it rains, all of the pollution on our roadways washes into storm drains and on to our waterways.

What can you do about it?

Check your parking spot for signs of leaks, and have leaking vehicles repaired promptly. Regular tuneups will help reduce exhaust pollution. Check out our website or call us for a list of Clean Bay Business auto shops.

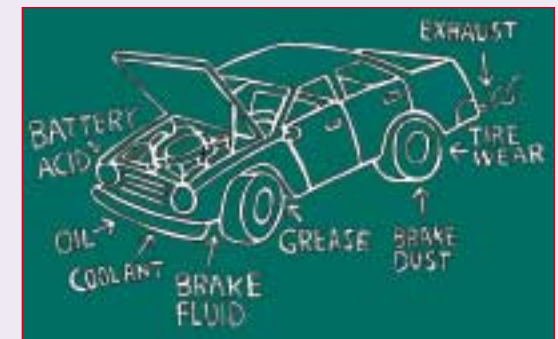


4. Ask about low-copper brake pads.

Many brake pads contain copper, which is highly toxic to aquatic life at the base of the food web. And they are designed to wear away little by little, each time you slow down or stop. Brake pad dust is the largest source of copper in the Bay!

What can you do about it?

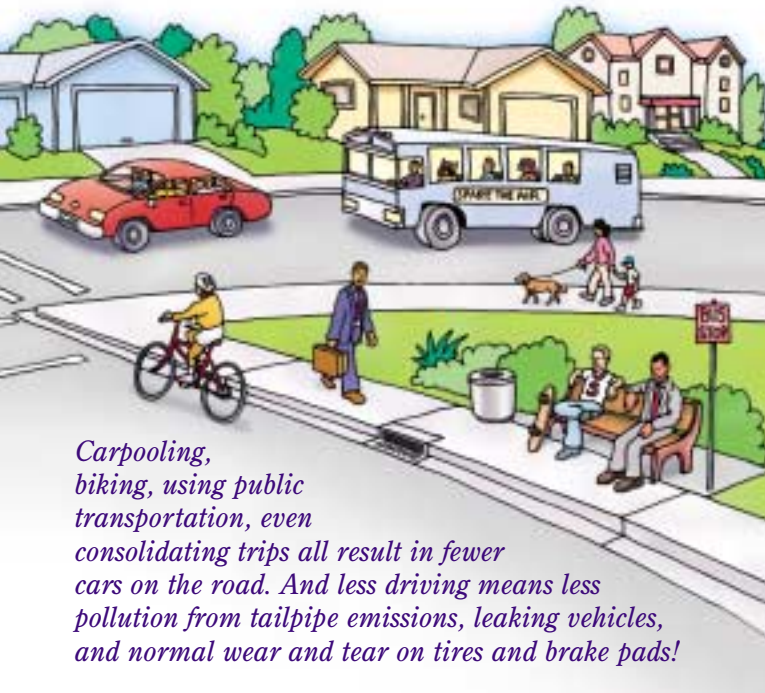
When it's time to replace your brake pads, inquire about pads made from materials that contain little or no copper. Some parts stores have information about brake pads' copper content, although manufacturers are not currently required to list ingredients. Let your auto repair shop know you want low-copper brake pads as soon as possible.



For more information about what you can do to help prevent water pollution, check out our website:

<http://www.city.palo-alto.ca.us/cleanbay>

Take the next step: Use your car less!



Carpooling, biking, using public transportation, even consolidating trips all result in fewer cars on the road. And less driving means less pollution from tailpipe emissions, leaking vehicles, and normal wear and tear on tires and brake pads!

Information about public transportation and commute alternatives:

- TravInfo (www.travinfo.com; 817-1717) is a central Bay Area source for public transit maps and schedules, and information about carpooling, vanpooling, bike routes, and traffic conditions.
- RIDES for Bay Area Commuters (www.rides.org; 1-800-755-POOL) maintains an extensive on-line listing of local commute alternatives and employer programs.


Household Hazardous Waste Programs

- East Palo Alto: (650) 363-4305
- Mountain View, Los Altos, Los Altos Hills: (408) 299-7300
www.hhw.org/page9.html
- Palo Alto: (650) 496-6980
www.city.palo-alto/environmental

Information about recycling used oil and oil filters: Call 1-888-BAYWISE

Regional Water Quality
Control Plant

2501 Embarcadero Way
Palo Alto, CA 94303
(650) 329-2598



Cars Pollute Water Too!



Regional Water Quality
Control Plant

Operated by the City of Palo Alto for the East Palo Alto Sanitary District, Los Altos, Los Altos Hills, Mountain View, Palo Alto, and Stanford

Printed on recycled
paper of course!

