

## Family Tips for Safe Driving

1. Help reduce traffic congestion by walking, riding, or carpooling
2. If you must drive, avoid the rush by arriving 15 min before and 15 min after school
3. Pull all the way forward inside of the pick up/drop off line
4. Turn off your engine while waiting in the pick up/drop off line
5. Drop students off at the curb, not in intersections, the street, or bike lanes
6. Slow down and use extra caution in school zones and along commute routes
7. Don't make u-turns or maneuvers that put other road users at risk
8. Signal your turns and ALWAYS yield to pedestrians
9. Avoid texting, phonecalls, and other distractions while driving

We welcome volunteers to help with Safe Routes to School events and programs at school!

E-mail:

[saferoutes@cupertino.org](mailto:saferoutes@cupertino.org)

City of Cupertino  
Safe Routes to School  
[cupertino.org/saferoutes](http://cupertino.org/saferoutes)

Share the road safely with all other users, no matter how you choose to get to and from school. Use extra caution near younger students walking or biking to school.

**Obey adult crossing guards.** They are there to help everyone cross congested intersections safely.

### Walk or Skate Safely

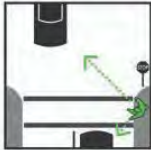


check all directions

**Don't assume drivers see you.**

Make eye contact before crossing intersections.

**Be alert.** Look for cars coming from all directions before entering the street - including behind you.



**Cross at corners and crosswalks.**

This is where drivers expect pedestrians.

### Bike Safely



BIKE LANE

**Be predictable.** Obey ALL stop signs and traffic signals. Never ride wrong way. The best way to avoid crashes as well as traffic tickets is to follow the same rules of the road as apply to car drivers.



**Be alert.** Watch out for drivers turning left or right, or coming out of driveways. Avoid car doors opening in front of you by riding out of the door zone. Yield to pedestrians.



**Wear your helmet and buckle it every time.** It's the law if you are under 18, and wise at any age. To best protect your brain, your helmet must fit properly: snug and level on your head, just above your eyebrows.



**Be visible.** Use a bright headlight and taillight at night.

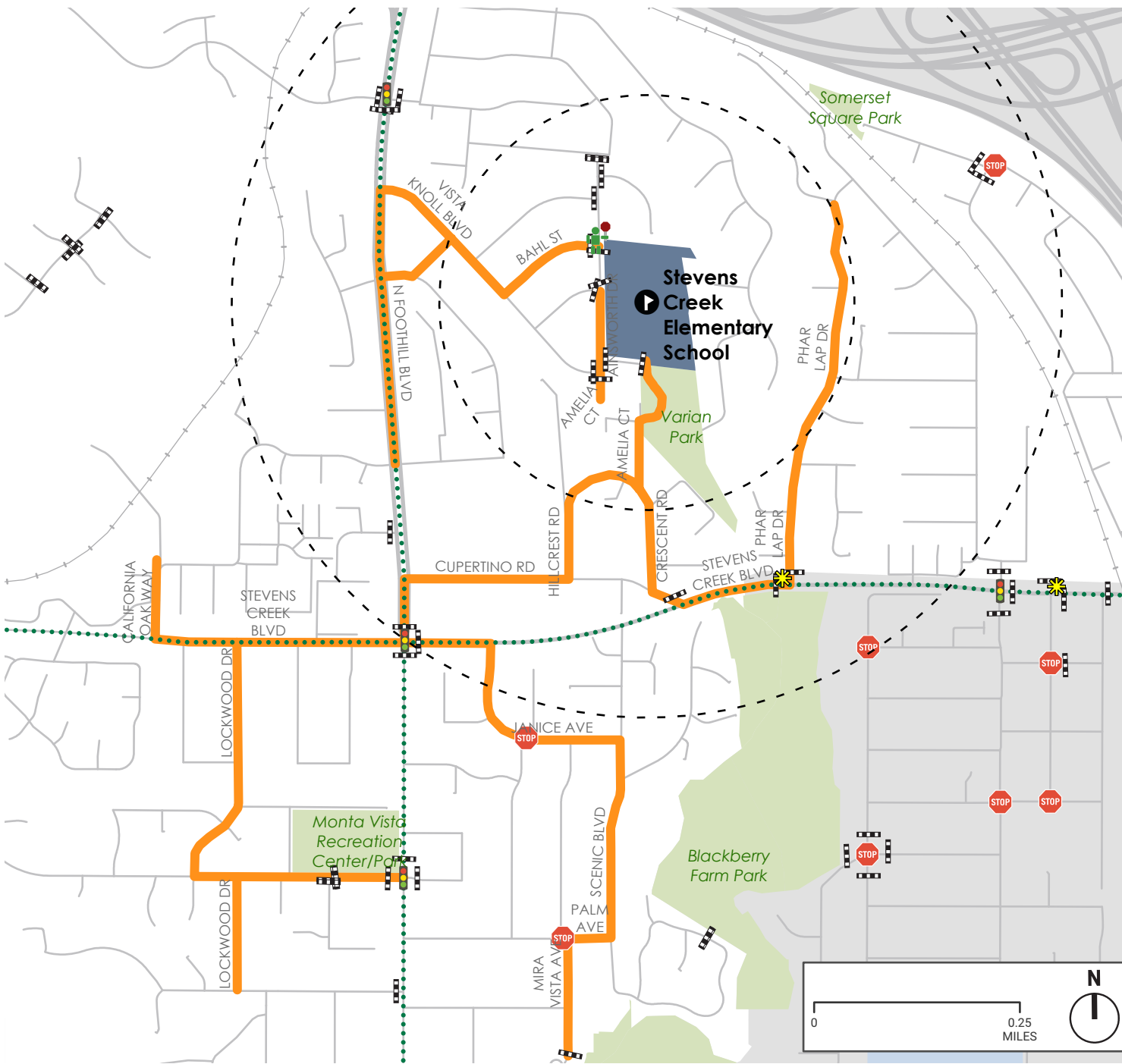
**Avoid texting, phone calls, or music while biking.**

# STEVENS CREEK ELEMENTARY SCHOOL

Suggested Routes  
FALL 2023



CUPERTINO

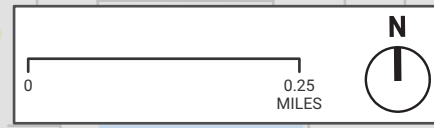


### Suggested Walking & Biking Routes

— Suggested Routes

### Legend

- Crosswalk
- Pedestrian Flag
- Crossing Guard
- All Way Stop
- Flashing Beacon + Crosswalk
- Traffic Signal
- Separated Bikeways and Trails
- Trail Access
- Bike Lanes
- Railroad Tracks
- School Enrollment Boundary
- Pedestrian and Bike Access
- Bike Parking



# Stevens Creek Elementary Suggested Routes to School



*This suggested route to school map is intended to encourage adults and students to consider walking or bicycling to school. Adults are responsible for choosing the most appropriate option based on their knowledge of the different routes and the skill level of their child.*