

# Cupertino Safe Routes to School

## Education Overview

November 13, 2024



CUPERTINO

# SR2S Program Guiding Principals



Normalize active  
transportation

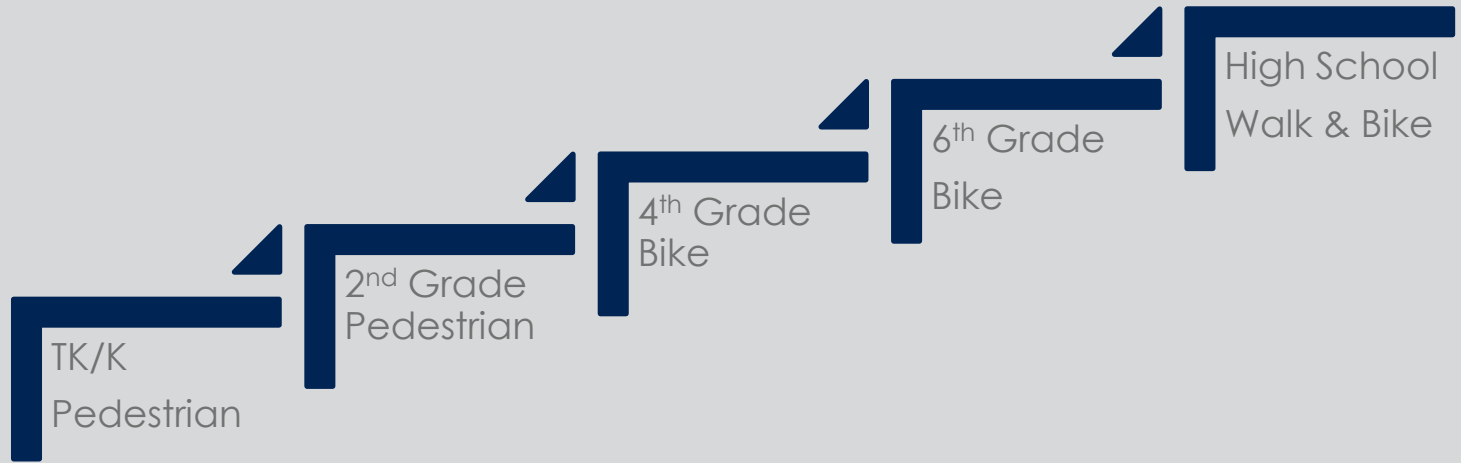
Include SR2S in  
standard school  
curriculum and city-  
wide project  
evaluation criteria

Concentrate on  
younger population  
since habits set  
early in life tend to  
continue

Aim to reach 100%  
of students at least  
once a year

Set up infrastructure  
and funding so  
programs continue  
as automatically as  
possible

# Traffic Safety Education Map



# TK/K Pedestrian Education

*“Stop, Look, Listen”*

- 5 min. presentation
- 10 min. practice session on blacktop or street



# 2<sup>nd</sup> Grade Pedestrian Education

*Empowering students to stop, look, and listen on their own*

- 30 min. presentation
- 60 min. walking field trip



# 4<sup>th</sup> Grade Bike Education

*Basic bike traffic safety skills*

- 30 min. presentation
- 60 min. blacktop skills session





# 6<sup>th</sup> Grade Bike Education

*Defensive biking skills*

- 30 min. presentation
- 45 min. blacktop skills session
- 45 min. bike ride



# High School Traffic Safety

## *Encouragement*

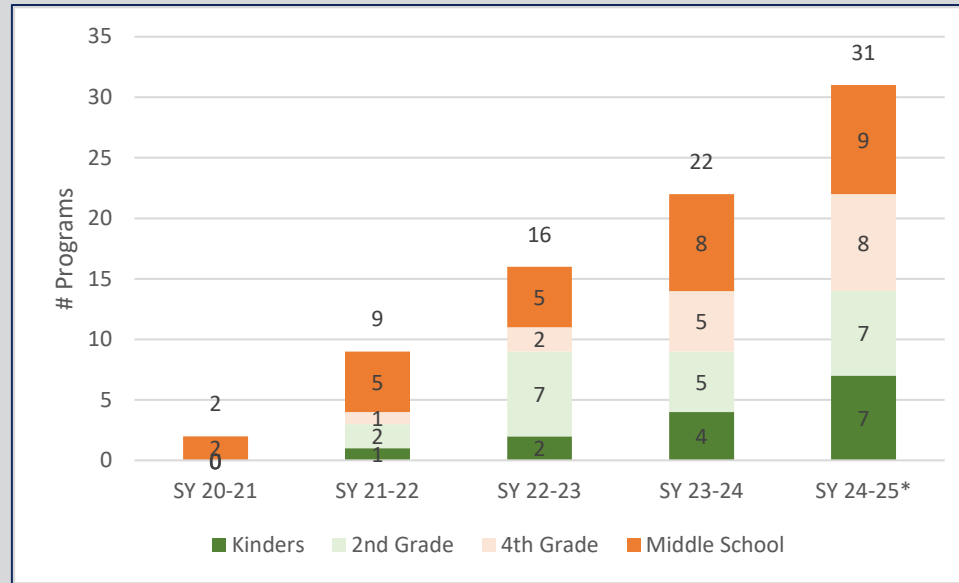
- Programming organized by High School Students
- Bike Repairs
- Safety talks
- Encouragement events





# Number of Traffic Safety Education Programs Held each Year

since schools reopened after COVID

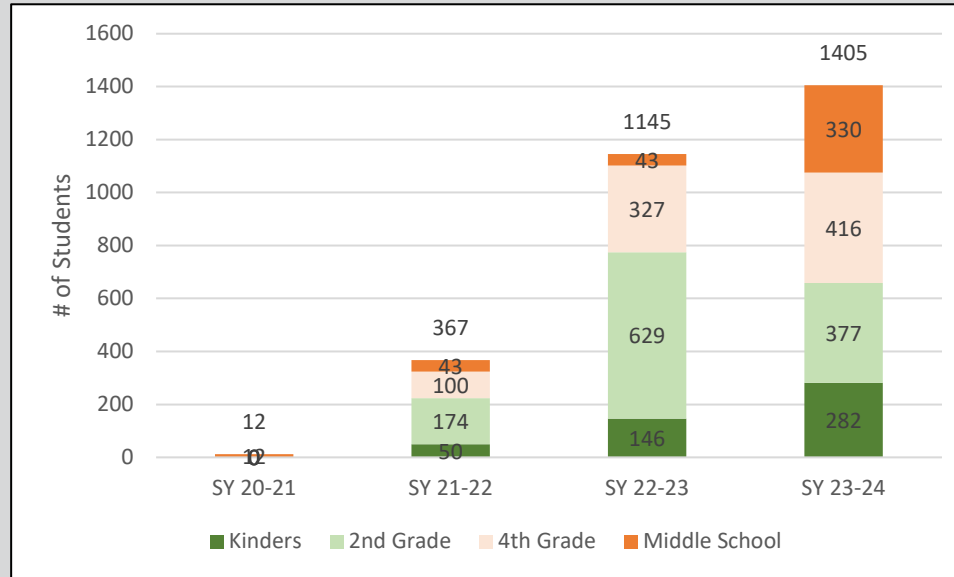


Orange - Bicycle

Green - Pedestrian

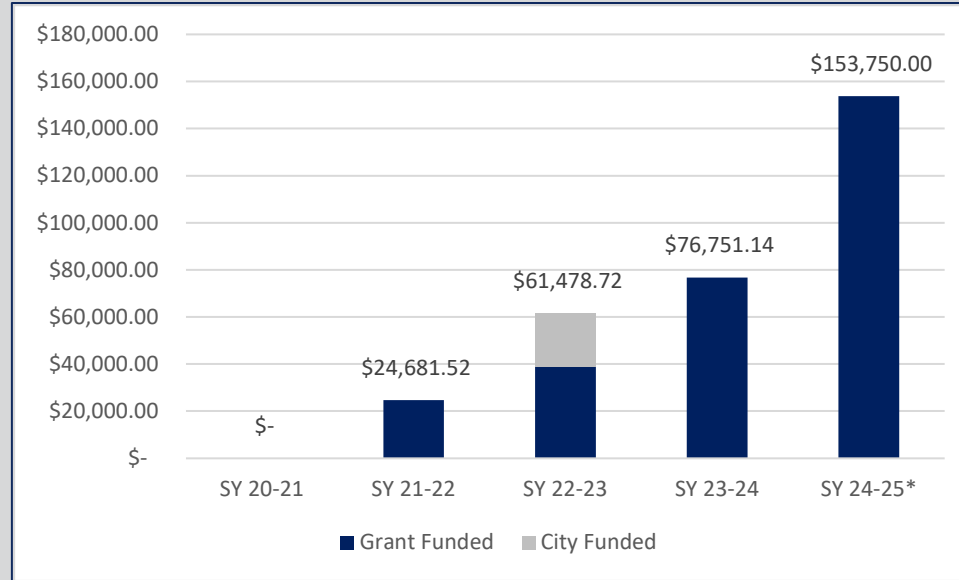
\* If all schools accept all offered programs

# Number of Students who Received Traffic Safety Education each Year



Orange - Bicycle  
Green - Pedestrian

# Annual Traffic Safety Education Programming Cost



\* If all schools accept all offered programs

# Conclusion

- Robust traffic safety education program
  - Programming offered to every Cupertino school
  - Grade-level appropriate refresher every two years
- Address both walking and biking safety
- Primarily funded through grants (VTA Measure B and Office of Traffic Safety)